



TCA Community Survey Report



San Juan, Puerto Rico

June 2022

TABLE OF CONTENT

Executive Summary..... 14

 Summary Findings..... 15

Introduction 18

 Key Objectives..... 18

 Organization of the Report 18

Methodology 20

 Study Methods..... 20

 Sample 21

 Basis for Analysis..... 26

Results 27

 Knowledge About Police Reform 27

 Eleven Compliance Areas

 Professionalization..... 32

 Use of Force 36

 Searches and Seizures 40

 Equal Protection and Non-Discrimination..... 46

 Recruitment, Selection and Hiring 71

 Policies and Procedures 75

 Trainings..... 77

 Supervision and Management 79

 Civil Complaints, Internal Investigations, And Discipline..... 81

 Community Engagementand Public Information 89

 Information Systems and Technology 101

Appendix A: Questionnaire..... 104

LIST OF TABLES

Table 1.1	PR Police Reform Knowledge (By Demographics).....	27
Table 1.2	PR Police Reform Knowledge (By Police Area).....	28
Table 2.1	PR Police Reform Level of Impact in Protecting the Civil Rights of Citizens (By Demographics and Reform)	29
Table 2.2	PR Police Reform Level of Impact in Protecting the Civil Rights of Citizens (By Police Area)	30
Table 3.1	Has PR Police Kept Citizens Informed About the Reform Process (By Demographics and Reform).....	31
Table 3.2	Has PR Police Kept Citizens Informed About the Reform Process (By Police Area)	31
Table 4.1	Level of Agreement on the Professional Manner PR Police Officers Act when Intervening with Citizens (By Demographics and Reform).....	32
Table 4.2	Level of Agreement on the Professional Manner PR Police Officers Act when Intervening with Citizens (By Police Area)	33
Table 5.1	Considers that Most PR Police Officers Communicate with Citizens in a Respectful Manner During Interventions (By Demographics and Reform).....	34
Table 5.2	Considers that Most PR Police Officers Communicate with Citizens in a Respectful Manner During Interventions (By Police Area).....	34
Table 6.1	PR Police Take the Appropriate Measures when Identifying Cases of Corruption (By Demographics and Reform).....	35
Table 6.2	PR Police Take the Appropriate Measures when Identifying Cases of Corruption (By Police Area)	35

Table 7.1	Level of Agreement with the PR Police Has Trained its Police Officers with Updated Techniques Necessary to Prevent the Excessive Use of Force When Intervening with Citizens (By Demographics and Reform).....	36
Table 7.2	Level of Agreement with the PR Police Has Trained its Police Officers with Updated Techniques Necessary to Prevent the Excessive Use of Force When Intervening with Citizens (By Police Area)	37
Table 8.1	PR Police Officers Respect and Protect the Right to Free Expression of Citizens When Provide Surveillance in Constitutional Activities and Demonstrations (By Demographics and Reform).....	38
Table 8.2	PR Police Officers Respect and Protect the Right to Free Expression of Citizens When Provide Surveillance in Constitutional Activities and Demonstrations (By Police Area)	38
Table 9.1	PR Police Officers Intervene Appropriately with Citizens Who Have Problems of Having a Mental Health Crisis (By Demographics and Reform).....	39
Table 9.2	PR Police Officers Intervene Appropriately with Citizens Who Have Problems of Having a Mental Health Crisis (By Police Area)	39
Table 10.1	Has Experienced or Witnessed Any Situation Where PR Police Officers Have Had to Intervene with You or Any Other Citizen in the Last 5 Years (By Demographics and Reform).....	40
Table 10.2	Has Experienced or Witnessed Any Situation Where PR Police Officers Have Had to Intervene with You or Any Other Citizen in the Last 5 Years (By Police Area)	40
Table 11.1	Level of Confidence that the PR Police Officers Followed the Correct Procedures During an Intervention with a Citizen (By Demographics and Reform).....	41
Table 11.2	Level of Confidence that the PR Police Officers Followed the Correct Procedures During an Intervention with a Citizen (By Police Area)	42

Table 12.1	PR Police Officers Explained the Reasons for Intervening with Interviewed or Another Citizen in a Clear and Professional Manner (By Demographics and Reform).....	43
Table 12.2	PR Police Officers Explained the Reasons for Intervening with Interviewed or Another Citizen in a Clear and Professional Manner (By Police Area)	43
Table 13.1	Level of Agreement that the PR Police Officers When Making Arrests or Any Other Intervention Always Do so for Justified Reasons as Established by Law (By Demographics and Reform).....	44
Table 13.2	Level of Agreement that the PR Police Officers When Making Arrests or Any Other Intervention Always Do so for Justified Reasons as Established by Law (By Police Area).....	45
Table 14.1	Level of Agreement that the PR Police Officers Provide Them Public Security Services to All Citizens Free of Discrimination (By Demographics and Reform)	46
Table 14.2	Level of Agreement that the PR Police Officers Provide Them Public Security Services to All Citizens Free of Discrimination (By Police Area).....	47
Table 14.3	Level of Agreement that the PR Police Officers Provide Them Public Security Services to All Citizens Free of Discrimination (By Discriminated Groups)	48
Table 15.1	Level of Confidence that Citizens Can Interact with the PR Police Officers and Not Suffer from Any Kind of Discrimination (By Demographics and Reform).....	49
Table 15.2	Level of Confidence that Citizens Can Interact with the PR Police Officers and Not Suffer from Any Kind of Discrimination (By Police Area)	50
Table 15.3	Level of Confidence that Citizens Can Interact with the PR Police Officers and Not Suffer from Any Kind of Discrimination (By Discriminated Groups).....	51
Table 16.1	Groups or Sectors of Society that Are Discriminated Against by PR Police Officers (By Demographics and Reform).....	52

Table 16.2	Groups or Sectors of Society that Are Discriminated Against by PR Police Officers (By Police Area)	53
Table 17.1	PR Police Officers Provide the LGBTIQ+ Community with Public Security Services in the Same Way that Provide them to Citizens in General (By Demographics and Reform) ...	54
Table 17.2	PR Police Officers Provide the LGBTIQ+ Community with Public Security Services in the Same Way that Provide them to Citizens in General (By Police Area).....	54
Table 17.3	PR Police Officers Provide the LGBTIQ+ Community with Public Security Services in the Same Way that Provide them to Citizens in General (By Discriminated Groups)	55
Table 18.1	Level of Agreement that the PR Police Put a Lot of Interest in Dealing with Hate Crimes (By Demographics and Reform).....	56
Table 18.2	Level of Agreement that the PR Police Put a Lot of Interest in Dealing with Hate Crimes (By Police Area)	57
Table 18.3	Level of Agreement that the PR Police Put a Lot of Interest in Dealing with Hate Crimes (By Discriminated Groups).....	58
Table 19.1	Frequency of Respondents Having Received Discriminatory Treatment from PR Police Officers (By Demographics and Reform)	59
Table 19.2	Frequency of Respondents Having Received Discriminatory Treatment from PR Police Officers (By Police Area)	59
Table 19.3	Frequency of Respondents Having Received Discriminatory Treatment from PR Police Officers (By Discriminated Groups)	60
Table 20.1	Level of Agreement that Some PR Police Officers Who Belong to Discriminated Groups or Sectors in PR Are Afraid to Report a Crime for Fear of Reprisals (By Demographics and Reform).....	61

Table 20.2	Level of Agreement that Some PR Police Officers Who Belong to Discriminated Groups or Sectors in PR Are Afraid to Report a Crime for Fear of Reprisals (By Police Area)	62
Table 20.3	Level of Agreement that Some PR Police Officers Who Belong to Discriminated Groups or Sectors in PR Are Afraid to Report a Crime for Fear of Reprisals (By Discriminated Groups).....	63
Table 21.1	People of Black Origin or Ethnicity Are Treated by PR Police Officers in a Different Way (By Demographics and Reform).....	64
Table 21.2	People of Black Origin or Ethnicity Are Treated by PR Police Officers in a Different Way (By Police Area)	64
Table 21.3	People of Black Origin or Ethnicity Are Treated by PR Police Officers in a Different Way (By Discriminated Groups).....	65
Table 22.1	Level of Agreement that the PR Police Effectively Handles Cases of Domestic Violence and Sexual Assault (By Demographics and Reform)	66
Table 22.2	Level of Agreement that the PR Police Effectively Handles Cases of Domestic Violence and Sexual Assault (By Police Area).....	67
Table 22.3	Level of Agreement that the PR Police Effectively Handles Cases of Domestic Violence and Sexual Assault (By Discriminated Groups)	68
Table 23.1	PR Police Officers Provide the Victims of Domestic Violence and Sexual Assault with an Adequate Treatment (By Demographics and Reform).....	69
Table 23.2	PR Police Officers Provide the Victims of Domestic Violence and Sexual Assault with an Adequate Treatment (By Police Area)	69
Table 23.3	PR Police Officers Provide the Victims of Domestic Violence and Sexual Assault with an Adequate Treatment (By Discriminated Groups).....	69

Table 24.1	PR Police Has the Conditions and Benefits to Attract Qualified People to Be a Member of the Police (By Demographics and Reform)	71
Table 24.2	PR Police Has the Conditions and Benefits to Attract Qualified People to Be a Member of the Police (By Police Area).....	71
Table 25.1	PR Police Recruits Candidates with the Ideal Characteristics to Be Part of the Police Force (By Demographics and Reform).....	72
Table 25.2	PR Police Recruits Candidates with the Ideal Characteristics to Be Part of the Police Force (By Police Area)	72
Table 26.1	PR Police Has an Effective and Attractive Promotional Campaign to Draw the Attention of Various Sectors of the Community to Recruit New Police Officers (By Demographics and Reform).....	73
Table 26.2	PR Police Has an Effective and Attractive Promotional Campaign to Draw the Attention of Various Sectors of the Community to Recruit New Police Officers (By Police Area)	73
Table 27.1	PR Police Has Representation from Different Ethnic Groups or Sectors of Society in PR (By Demographics and Reform).....	74
Table 27.2	PR Police Has Representation from Different Ethnic Groups or Sectors of Society in PR (By Police Area)	74
Table 28.1	PR Police Has Policies, Protocols and Procedure Manuals Accessible to Citizens through the Internet or Any Other Means (By Demographics and Reform)	75
Table 28.2	PR Police Has Policies, Protocols and Procedure Manuals Accessible to Citizens through the Internet or Any Other Means (By Police Area)	75
Table 29.1	PR Police Informs the General Public about the Policies or Regulations that Govern Interventions with Foreign or Non-citizen Persons (By Demographics and Reform).....	76

Table 29.2	PR Police Informs the General Public about the Policies or Regulations that Govern Interventions with Foreign or Non-citizen Persons (By Police Area)	76
Table 30.1	PR Police Effectively Trains All Its Personnel in Terms of Responsibilities, Limits of Authority and Policies or Standards of the Police (By Demographics and Reform)	77
Table 30.2	PR Police Effectively Trains All Its Personnel in Terms of Responsibilities, Limits of Authority and Policies or Standards of the Police (By Police Area).....	78
Table 31.1	PR Police Officers are Trained to Offer Services to People with Some Kind of Disability (By Demographics and Reform).....	78
Table 31.2	PR Police Officers are Trained to Offer Services to People with Some Kind of Disability (By Police Area)	79
Table 32.1	PR Police Provides Police Officers with the Necessary Equipment so They Can Carry Out Work Effectively (By Demographics and Reform).....	79
Table 32.2	PR Police Provides Police Officers with the Necessary Equipment so They Can Carry Out Work Effectively (By Police Area).....	80
Table 33.1	PR Police Investigates Complaints Submitted by Citizens Against Any Police Officers for Inappropriate Conduct in an Objective, Complete and Transparent Manner (By Demographics and Reform).....	81
Table 33.2	PR Police Investigates Complaints Submitted by Citizens Against Any Police Officers for Inappropriate Conduct in an Objective, Complete and Transparent Manner (By Police Area)	81

Table 34.1	Level of Agreement that the PR Police Always Applies the Corresponding Disciplinary Measures Officers Who Have Been Charged and Positively Identified as Having Committed a Misdemeanor (By Demographics and Reform)	82
Table 34.2	Level of Agreement that the PR Police Always Applies the Corresponding Disciplinary Measures Officers Who Have Been Charged and Positively Identified as Having Committed a Misdemeanor (By Police Area).....	83
Table 35.1	PR Police Provide Public Information to the Public on the Statistics of Investigations of Complaints About Any Police Officer or Civil Employees Submitted by Complainants (By Demographics and Reform)	84
Table 35.2	PR Police Provide Public Information to the Public on the Statistics of Investigations of Complaints About Any Police Officer or Civil Employees Submitted by Complainants (By Police Area)	84
Table 36.1	PR Police Take Adequate Measures to Protect Citizens Who File Complaints Against Any Police Officer from Possible Reprisals (By Demographics and Reform)	85
Table 36.2	PR Police Take Adequate Measures to Protect Citizens Who File Complaints Against Any Police Officer from Possible Reprisals (By Police Area).....	85
Table 37.1	Level of Agreement that the PR Police Has Efficient, Manageable and Accessible Physical or Online Mechanisms to File Complaints for Improper Conduct by Any Police Officer (By Demographics and Reform)	86
Table 37.2	Level of Agreement that the PR Police Has Efficient, Manageable and Accessible Physical or Online Mechanisms to File Complaints for Improper Conduct by Any Police Officer (By Police Area).....	87
Table 38.1	Citizens Know How to Submit a Complaint for Improper Conduct of a Police Officer (By Demographics and Reform)	88

Table 38.2	Citizens Know How to Submit a Complaint for Improper Conduct of a Police Officer (By Police Area)	88
Table 39.1	Level of Agreement that the PR Police Knows the Needs and Concerns of the Community (By Demographics and Reform)	89
Table 39.2	Level of Agreement that the PR Police Knows the Needs and Concerns of the Community (By Police Area)	90
Table 40.1	Level of Agreement that the PR Police Encourages the Collaboration of Police Officers with The Communities in the Prevention and Solution of Problems (By Demographics and Reform)	91
Table 40.2	Level of Agreement that the PR Police Encourages the Collaboration of Police Officers with The Communities in the Prevention and Solution of Problems (By Police Area)	92
Table 41.1	Level of Confidence that Citizens Have Regarding the Public Security Services Provided by the PR Police Officers (By Demographics and Reform)	93
Table 41.2	Level of Confidence that Citizens Have Regarding the Public Security Services Provided by the PR Police Officers (By Police Area)	94
Table 42.1	Level of Respect that Exists Between the Community and the PR Police Officers (By Demographics and Reform)	95
Table 42.2	Level of Respect that Exists Between the Community and the PR Police Officers (By Police Area)	96
Table 43.1	Level of Satisfaction with the Presence and Work Carried Out by the PR Police in the Communities (By Demographics and Reform)	97
Table 43.2	Level of Satisfaction with the Presence and Work Carried Out by the PR Police in the Communities (By Police Area)	98

Table 44.1	Level of Agreement that the PR Police Officers Treat Well the Homeless Population in PR (By Demographics and Reform).....	99
Table 44.2	Level of Agreement that the PR Police Officers Treat Well the Homeless Population in PR (By Police Area)	100
Table 45.1	PR Police Has the Right Technology to Provide a More Efficient Service (By Demographics and Reform).....	101
Table 45.2	PR Police Has the Right Technology to Provide a More Efficient Service (By Police Area)	101
Table 46.1	Level of Agreement that the PR Police Publishes Reliable General Statistics of PR on All Types of Crimes (By Demographics and Reform).....	102
Table 46.2	Level of Agreement that the PR Police Publishes Reliable General Statistics of PR on All Types of Crimes (By Police Area)	103

LIST OF FIGURES

Figure 1 Representative Sample Composition.....22

Figure 2 Map of Police Areas.....23

Figure 3 Demographics Profile 124

Figure 4 Demographics Profile 225

EXECUTIVE SUMMARY

On July 17, 2013, a court-enforceable agreement was signed between the United States Department of Justice (USDOJ) and the Commonwealth of Puerto Rico (ELA) for the implementation of a Sustainable Reform of the Puerto Rico Police Bureau (PRPB). (“Agreement for the Sustainable Reform of the Puerto Rico Police Department”, hereafter referred to as the “Agreement”)

The main objectives of the “Agreement” are to ensure the PRPB delivers policing services in a manner that upholds civil rights and promotes public safety by providing PRPB officers with the tools, guidance, and resources that they need to fight crime effectively. Implementation of this Agreement is intended to protect public safety, guarantee individual civil rights, and increase public confidence in the police.. (“Agreement” ¶ 1)

The requirements that must be met for implementation are divided into eleven compliance areas: professionalization, use of force, searches and seizures, equal protection and non-discrimination, recruitment, selection and hiring, policies and procedures, training, supervision and management, civilian complaints, internal investigations and discipline, community engagement and public information, information systems and technology. (“Agreement” ¶ 3)

As part of the activities carried out to monitor the progress made by the Reform, a research study was carried out in the communities to find out their perceptions of the PRPB and public safety in Puerto Rico.

SUMMARY FINDINGS

Nearly two-thirds of the community members interviewed indicated they have some level of knowledge of the PRPB reform being carried out, although their level of knowledge varies with most indicating little to some knowledge.

While half of the citizens¹ indicated that there has been some degree of impact by the PRPB reform in protecting the citizens' civil rights, only one out four indicated that the PRPB has kept the citizens informed about the reform process achievements throughout its implementation.

In terms of the Professionalism indicators, the majority of community members agree that PRPB officers acting in a professional manner when intervening with citizens and that PRPB officers communicate with citizens in a respectful manner during interventions. However, only one-third of respondents indicate that they feel that PRPB officers take the appropriate measures when identifying cases of corruption.

The Use of Force indicators have more consistently positive results, with around half or more of community members agreeing to some degree that PRPB officers are being properly trained with updated techniques on how to prevent the excessive use of force, are respecting citizens' right of free speech expression, and that they intervene appropriately when dealing with citizens going through a mental health crisis.

Although only one-third of community members have witnessed a police intervention, the evaluation of the elements related to Searches and Seizures (following of correct procedures during interventions, explanation of reasons for intervention, making arrests for justified reasons) tends to be positive for the majority of community members.

¹ The term "citizen" is used synonymously with "community member" and is not indicative of immigration status.

With regards to Equal Protection and Non-Discrimination, there are mixed results among the different elements:

- Half or more of the community members feel that PRPB officers do provide public security services to all citizens free of discrimination, that citizens can interact with police officers and not suffer any kind of discrimination, and that the PRPB puts a lot of interest in dealing with hate crimes.
- Overall, around 56% of respondents feel there is at least one group that is discriminated against with at least two out of ten respondents feeling that discrimination by police officers occurs due to sexual orientation, gender, political ideology, and nationality.
- Two-thirds of respondents have never received discriminatory treatment by PRPB officers.
- Three out of four respondents state some level of agreement regarding that police officers that are part of discriminated groups are afraid to report crime due to fear of reprisals.
- With regards to domestic violence, around half of the respondents agree to some degree that the PRPB effectively handles cases of domestic violence and sexual assault, as well as that the PRPB effectively handles cases of domestic violence and sexual assault.

With regards to Recruitment, Selection and Hiring, this is one area where a notable majority of community members exhibit negative responses to the section's survey questions (does not have the conditions and benefits to attract qualified people to become members of the force, candidates with the ideal characteristics to join the PRPB are not recruited, does not have an effective promotional campaign to draw recruitment attention, does not effective promotional campaign to draw recruitment attention).

A majority of respondents disagree that, or lack awareness of whether, PRPB makes the policy/procedure manuals to the public and on providing information to the general public about the policies or regulations that govern interventions with foreigners or non-citizens.

Around half of the community members indicate that the police officers are not trained to offer services to people with some type of disability. There is a bit more agreement with regards to the police officers being trained in terms of responsibilities, authority limits and policies.

Two-thirds of the interviewed community members feel that the PRPB does not provide officers with the necessary equipment to carry out their work effectively.

There are high levels of negative responses from respondents to the questions in the Citizen Complaints, Internal Investigations and Discipline section.

Just around half of the community members indicate an agreement that police officers know the needs and concerns of the community, are encouraged to collaborate with the communities in the prevention and resolution of problems, and that there exists a level of respect between the community and the police officers. This same proportion is satisfied with the presence and work carried out by the police officers in the communities.

- However, the level of confidence is almost evenly divided among the respondents in terms of those that feel a positive level of trust and those that show some level of distrust in the public security services provided by PRPB officers.
- There is also some division on whether the police officers treat the homeless population well.

Only one out of four community members think that the PRPB has the right technology to provide a more efficient service, which is one of the areas with the greatest degree of negative responses.

Four out of ten community members indicate agreement that the PR police publishes reliable statistics on all types of crime.

INTRODUCTION

The purpose of the research study was to measure the community perception of the PRPB, public safety in Puerto Rico, and the evaluation of compliance with the Reform. This report presents the results of the community study conducted at the request of the Monitor's Office and the PRPB.

KEY OBJECTIVES

The three key objectives for this study:

- The United States Department of Justice (USDOJ) established an agreement with the Government of Puerto Rico and the PR Police Bureau (PRPB) for the Sustainable Reform of the Puerto Rico Police Department, where in one of the dispositions the PRPB is obligated to undertake, with the supervision of a court appointed Monitor and the oversight of the USDOJ.
- The Reform Agreement was reached in order to implement reforms that are designed to ensure constitutional policing, promote public safety, and strengthen public trust in PRPB.
- The office of the Monitor has requested a survey which should include three phases, one of which is a comprehensive survey of the community in Puerto Rico.

ORGANIZATION OF THE REPORT

The methodology section describes the research method used in the study.

In the Sample section, the characteristics of the representative sample and the demographic profile of the study participants are detailed.

In the Basis of Analysis section, the statistical analysis applied in the study is described.

In the Results section, the findings of the Perception that the communities have about the Reform, its purpose and implementation are presented.

Then, the detailed analyzes of the eleven compliance areas that group the requirements that must be comply in the PRPB Reform are presented in subgroups. The eleven compliance areas are:

- Professionalization
- Use of Force

- Searches and Seizure
- Equal Protection and NonDiscrimination
- Recruitment, Selection and Hiring
- Politcies and Procedures
- Trainings
- Supervision and Management
- Civilian Complaints, Internal Investigations, and Discipline
- Community Engagement and Public Information
- Information Systems and Technology

Appendix A included the research tool that was used to perform the data collection.

METHODOLOGY

STUDY METHODS

Data collection was carried out between February 3 and March 26, 2022.

In the study used a mixed interview technique, Online + CATI for data collection. The maximum duration of the questionnaire was 15 minutes with closed-ended questions.

Interviewers were trained to facilitate an appropriate level of professionalism for proper data collection. After contact with a member of the community, the interviewers requested voluntary participation. They were instructed that if a community member refused to participate, the refusals would be recorded. A refusal is defined as contact made with a community member who declined to participate in the survey. In collecting the responses, the project supervisor maintained quality control measures regularly, monitoring and verifying the data collection.

The questionnaire supplied in the study covered the following topics: knowledge of the Reform, measurement of the eleven areas of compliance with the Reform and defining the demographic profile of the interviewees.

SAMPLE

The sampling frame of the study was a representative sample of the general population, women and men aged 18 years or older.

The representative sample design was 1,300 residents throughout Puerto Rico. It was distributed in the 13 police areas and a subsample was created within each police area of gender, age and socioeconomic level (SEL). (see figure 1)

The goal of the sample design was to allow statistically defensible inferences about the entire population age 18 and older in terms of age, gender, SEL, and police area.

To develop the sampling frame, the estimated data from the 2020 US Census of population by municipalities of Puerto Rico, broken down by age and gender, were used.

In total, 2,889 community members were contacted to complete 1,300 valid cases from the representative sample, which is equivalent to a response rate of 45.0%.

The margin of error of the study based on a sample of 1,300 cases is ± 2.17 at 95%.

Figure 1

Representative Sample Composition

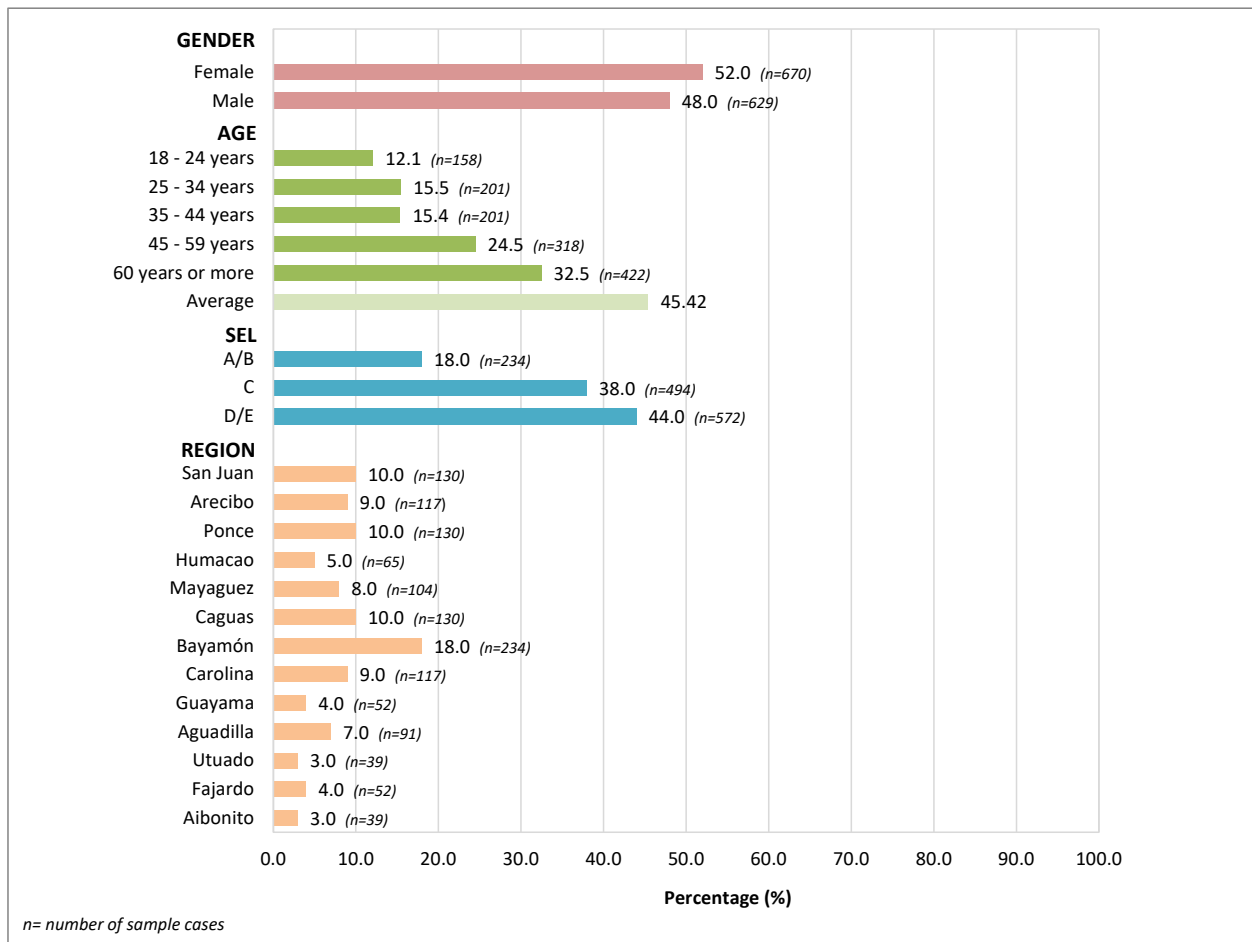


Figure 2

Map of Police Areas



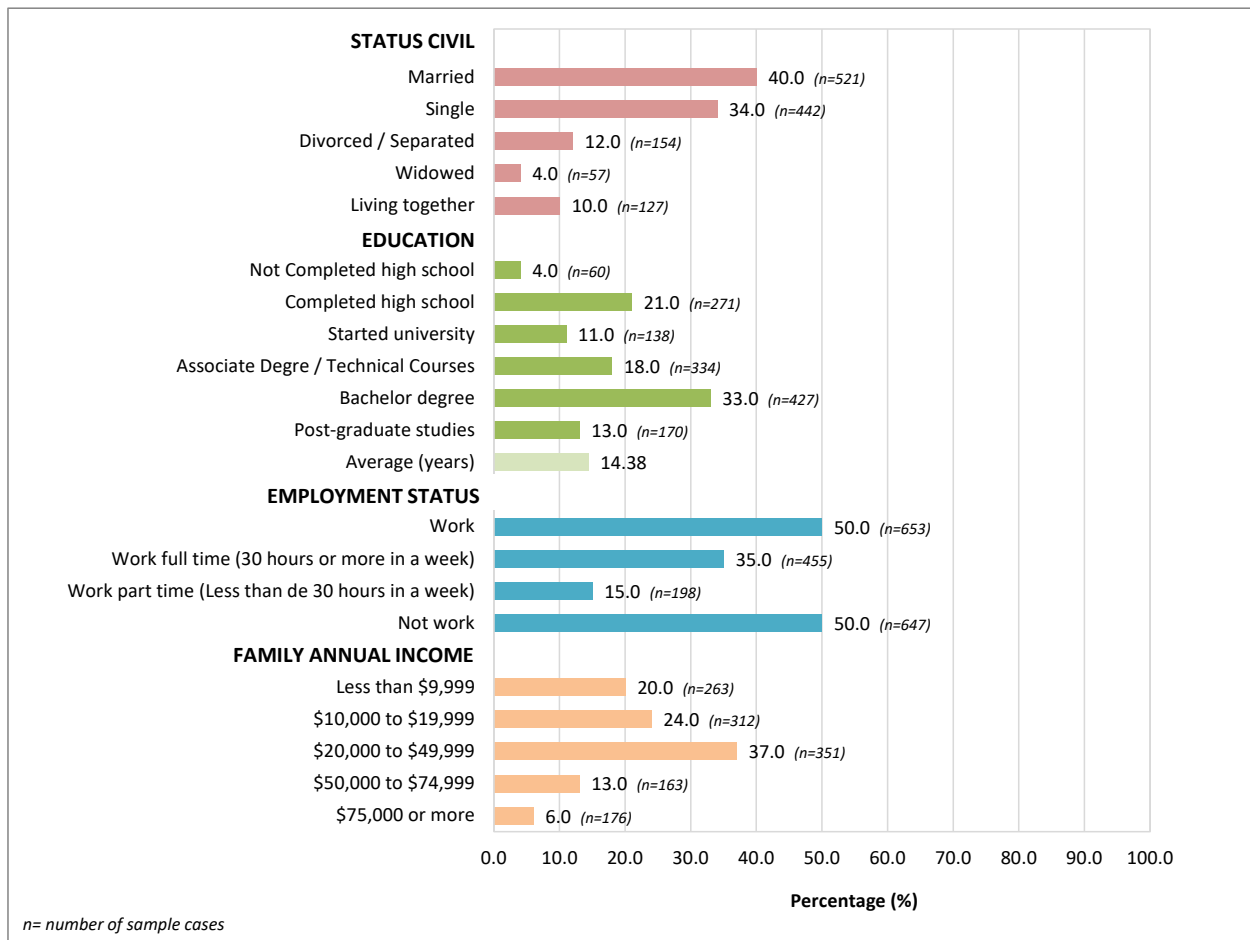
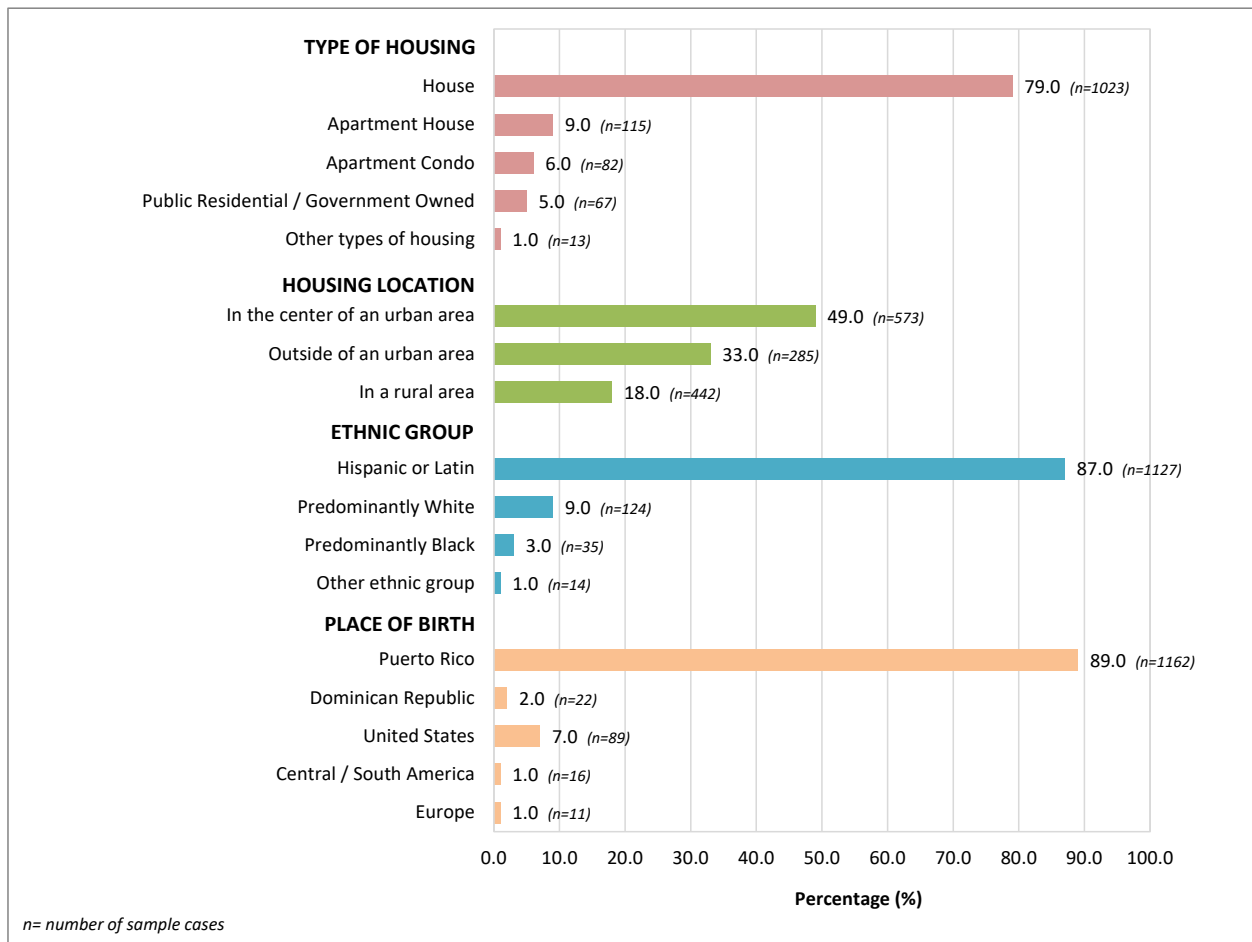
Figure 3*Demographics Profile 1*

Figure 4

Demographics Profile 2



BASIS FOR ANALYSIS

For data analysis, the Significance test - Z-test was applied at the 95% confidence level.

The significance test was applied to bases of 30 cases or more. Bases smaller than 30 cases are too small for statistical analysis and therefore the information was only used directionally.

The Z-test is a test where two variables are compared to determine if there are significant differences between the variables being compared.

A statistically significant difference means that there is statistical evidence that there is a difference; It does not mean that the difference is large, but it does mean that it is important or significant between the two variables being compared.

To illustrate the significance test in the analysis tables, a letter code (A, B, C, D, E, F, etc.) was used to indicate the columns that show statistical differences between each variable included in the banner points.

RESULTS

KNOWLEDGE ABOUT POLICE REFORM

The main objectives of the “Agreement” are to ensure the PRPB delivers policing services in a manner that upholds civil rights and promotes public safety by providing PRPB officers with the tools, guidance, and resources that they need to fight crime effectively. Implementation of this Agreement is intended to protect public safety, guarantee individual civil rights, and increase public confidence in the police..

(“Agreement” ¶ 1)

Table 1.1

PR Police Reform Knowledge

	TOTAL	AGE					GENDER		SEL		
		18 - 24 years	25 - 34 years	35 - 44 years	45 - 59 years	60 years or more	Female	Male	SEL A/B	SEL C	SEL D/E
		Percentage (%)									
Z-test		(B)	(C)	(D)	(E)	(F)	(G)	(H)	(I)	(J)	(K)
(5) A lot of knowledge	6.0	5.0	4.0	8.0	5.0	6.0	5.0	7.0	9.0	5.0	5.0
(4) Some knowledge	29.0	22.0	24.0	25.0	29.0	35.0	25.0	32.0	39.0	26.0	27.0
(3) Have heard, but almost no knowledge	29.0	29.0	30.0	25.0	29.0	32.0	33.0	26.0	23.0	31.0	30.0
(2) Have heard, but no knowledge	15.0	21.0	15.0	15.0	15.0	12.0	14.0	15.0	16.0	12.0	17.0
(1) Never heard	21.0	23.0	27.0	27.0	22.0	15.0	23.0	20.0	13.0	26.0	21.0
HAS KNOWLEDGE (3, 4, 5)	64.0	56.0	58.0	58.0	63.0	73.0	63.0	66.0	71.0	62.0	63.0
NO KNOWLEDGE (1, 2)	36.0	44.0	42.0	42.0	37.0	27.0	37.0	34.0	29.0	38.0	37.0
		Frequency									
(5) A lot of knowledge	77	8	9	17	18	25	32	45	22	27	28
(4) Some knowledge	372	35	48	50	91	148	177	196	91	127	154
(3) Have heard, but almost no knowledge	383	45	60	50	91	137	225	158	54	154	175
(2) Have heard, but no knowledge	192	33	30	30	49	49	100	91	38	58	96
(1) Never heard	276	36	54	54	69	63	159	118	29	129	118
HAS KNOWLEDGE (3, 4, 5)	832	88	117	117	200	310	434	398	167	308	358
NO KNOWLEDGE (1, 2)	468	69	84	84	118	112	259	209	67	186	214
Unweighted Base	1300	164	233	221	375	307	701	599	213	515	572
Weighted Base	1300	158	201	201	318	422	693	607	234	494	572

Notes

Z-test = Significant Level 95% - Examined Columns BCDEF, GH, IJK.

Q1. Are you familiar with or have heard about the Reform being carried out by the PR Police to protect the civil rights of citizens, its purpose and what its implementation consists of?

Table 1.2
PR Police Reform Knowledge

	POLICE AREA													
	TOTAL	San Juan	Arecibo	Ponce	Humacao	Mayagüez	Caguas	Bayamón	Carolina	Guayama	Aguadilla	Utua	Fajardo	Aibonito
	Percentage (%)													
Z-test	(L)	(M)	(N)	(O)	(P)	(Q)	(R)	(S)	(T)	(U)	(V)	(W)	(X)	
(5) A lot of knowledge	6.0	6.0	3.0	7.0	12.0	5.0	5.0	6.0	4.0	16.0	1.0	10.0	2.0	9.0
(4) Some knowledge	29.0	29.0	53.0	34.0	25.0	28.0	19.0	31.0	21.0	22.0	14.0	34.0	23.0	32.0
(3) Have heard, but almost no knowledge	29.0	23.0	24.0	33.0	32.0	33.0	27.0	28.0	31.0	18.0	36.0	36.0	37.0	37.0
(2) Have heard, but no knowledge	15.0	20.0	11.0	8.0	16.0	8.0	24.0	12.0	18.0	26.0	20.0	13.0	11.0	3.0
(1) Never heard	21.0	22.0	9.0	18.0	15.0	26.0	25.0	23.0	26.0	18.0	29.0	7.0	27.0	19.0
HAS KNOWLEDGE (3,4,5)	64.0	58.0	80.0	74.0	68.0	66.0	51.0	65.0	55.0	56.0	51.0	80.0	62.0	78.0
NO KNOWLEDGE (1,2)	36.0	42.0	20.0	26.0	32.0	34.0	49.0	35.0	45.0	44.0	49.0	20.0	38.0	22.0
	Frequency													
(5) A lot of knowledge	77	8	9	17	18	25	32	45	22	27	28	27	28	28
(4) Some knowledge	372	35	48	50	91	148	177	196	91	127	154	127	154	154
(3) Have heard, but almost no knowledge	383	45	60	50	91	137	225	158	54	154	175	154	175	175
(2) Have heard, but no knowledge	192	33	30	30	49	49	100	91	38	58	96	58	96	96
(1) Never heard	276	36	54	54	69	63	159	118	29	129	118	129	118	118
HAS KNOWLEDGE (3,4,5)	832	88	117	117	200	310	434	398	167	308	358	308	358	358
NO KNOWLEDGE (1,2)	468	69	84	84	118	112	259	209	67	186	214	186	214	214
Unweighted Base	1300	131	119	128	61	103	130	251	115	46	91	36	53	36
Weighted Base	1300	130	117	130	65	104	130	234	117	52	91	39	52	39

Notes

Z-test = Significant Level 95% - Examined Columns LMNOPQRSTUUVWX.

** Significantly higher than > 5 police areas.

Q1. Are you familiar with or have heard about the Reform being carried out by the PR Police to protect the civil rights of citizens, its purpose and what its implementation consists of?

Nearly two-thirds of the community members interviewed indicated they have some level of knowledge of the PRPD reform being carried out. Among those without any knowledge, less than half indicate they have at least heard of the PRPD reform even if they have no knowledge about it.

- Knowledge levels are highest among 60+ year old, the A/B SEL and residents of the Arecibo, Ponce, Utuado and Aibonito regions.

TCA COMMUNITY SURVEY

29

Table 2.1*PR Police Reform Level of Impact in Protecting the Civil Rights of Citizens*

	TOTAL	AGE				GENDER		SEL			
		18 - 24 years	25 - 34 years	35 - 44 years	45 - 59 years	60 years or more	Female	Male	SEL A/B	SEL C	SEL D/E
	Percentage (%)										
Z-test	(B)	(C)	(D)	(E)	(F)	(G)	(H)	(I)	(J)	(K)	
(4) A lot of impact	19.4	21.0	26.3	19.1	21.5	15.2	21.5	17.1	9.3	20.8	23.0
		F							I	I	
(3) Some impact	37.6	51.8	30.8	35.7	34.1	39.0	37.2	38.0	31.6	35.2	42.4
		CDEF									I
(2) Not too much impact	27.4	18.3	22.9	32.0	28.6	29.2	25.0	30.0	37.8	27.9	22.2
				B		B			JK		
(1) No impact at all	6.6	2.3	7.4	6.2	5.4	8.4	4.7	8.7	12.6	5.7	4.6
								G	JK		
Don't know	9.0	6.6	12.6	6.9	10.4	8.2	11.6	6.1	8.6	10.5	7.9
							H				
TOP 2 BOX (3, 4)	57.0	72.8	57.1	54.9	55.6	54.2	58.7	55.1	40.9	56.0	65.4
		CDEF								I	IJ
BOT 2 BOX (1, 2)	34.0	20.6	30.3	38.2	34.0	37.7	29.6	38.8	50.4	33.6	26.8
				B	B	B		G	JK		
AVERAGE	2.8	3.0	2.9	2.7	2.8	2.7	2.9	2.7	2.4	2.8	2.9
		DF					H			I	I
	Frequency										
(4) A lot of impact	162	19	31	22	43	47	94	68	16	64	82
(3) Some impact	313	46	36	42	68	121	162	151	53	108	152
(2) Not too much impact	228	16	27	37	57	91	109	120	63	86	79
(1) No impact at all	55	2	9	7	11	26	20	35	21	17	17
Don't know	75	6	15	8	21	25	50	24	14	32	28
TOP 2 BOX (3, 4)	474	64	67	64	111	168	255	219	68	172	234
BOT 2 BOX (1, 2)	283	18	36	45	68	117	129	154	84	103	96
Unweighted Base	817	92	136	128	236	225	438	379	146	316	355
Weighted Base	832	88	117	117	200	310	434	398	167	308	358

Notes

Z-test = Significant Level 95% - Examined Columns BCDEF, GH, IJK.

Base: Among those who Knowledge about Police PR Reform.

Q2. According to your perception, what do you think has been the level of impact that the PR Police Reform has had in protecting the civil rights of citizens?

Table 2.2

PR Police Reform Level of Impact in Protecting the Civil Rights of Citizens

	TOTAL	POLICE AREA													
	San Juan	Arecibo	Ponce	Humacao	Mayagüez	Caguas	Bayamón	Carolina	Guayama	Aguadilla	Utuado	Fajardo	Aibonito		
	Percentage (%)														
<i>Z-test</i>	(L)	(M)	(N)	(O)	(P)	(Q)	(R)	(S)	(T)	(U)	(V)	(W)	(X)		
(4) A lot of impact	19.4	15.8	9.7	29.8	15.7	14.2	25.7	20.8	22.4	13.8	14.2	25.2	22.2	20.7	
(3) Some impact	37.6	32.8	38.5	40.8	44.9	36.6	36.4	35.3	33.6	30.2	43.6	38.9	46.3	37.3	
(2) Not too much impact	27.4	31.5	46.7	21.2	25.0	32.1	18.8	28.7	20.1	19.1	26.8	21.0	18.3	22.9	
(1) No impact at all	6.6	9.0	2.0	2.0	4.4	5.8	13.1	5.7	12.4	21.8	3.7	8.7	—	7.2	
Don't know	9.0	10.8	3.1	6.2	10.0	11.3	5.9	9.5	11.5	15.1	11.7	6.2	13.2	11.9	
TOP 2 BOX (3, 4)	57.0	48.7	48.2	70.6	60.6	50.7	62.1	56.1	56.0	44.1	57.8	64.2	68.5	58.0	
BOT 2 BOX (1, 2)	34.0	40.5	48.7	23.2	29.4	38.0	32.0	34.4	32.5	40.8	30.5	29.6	18.3	30.1	
AVERAGE	2.8	2.6	2.6	3.1	2.8	2.7	2.8	2.8	2.8	2.4	2.8	2.9	3.0	2.8	
	Frequency														
(4) A lot of impact	162	12	9	29	7	10	17	32	15	4	7	8	7	6	
(3) Some impact	313	25	36	39	20	25	24	54	22	9	20	12	15	11	
(2) Not too much impact	228	24	44	20	11	22	12	44	13	6	13	7	6	7	
(1) No impact at all	55	7	2	2	2	4	9	9	8	6	2	3	—	2	
Don't know	75	8	3	6	4	8	4	15	8	4	5	2	4	4	
TOP 2 BOX (3, 4)	474	37	45	68	27	35	41	86	36	13	27	20	22	18	
BOT 2 BOX (1, 2)	283	31	46	22	13	26	21	53	21	12	14	9	6	9	
Unweighted Base	817	75	94	94	41	68	63	160	63	25 [^]	45	29 [^]	32	28 [^]	
Weighted Base	832	76	94	96	44	68	66	153	65	29 [^]	47	31	32	30	

Notes

Z-test = Significant Level 95% - Examined Columns LMNOPQRSTUUVWX.

** Significantly higher than > 5 police areas.

Base: Among those who Knowledge about Police PR Reform.

[^]Base too small for analysis (Less than 30 cases). Information to be used only directionally.

Q2. According to your perception, what do you think has been the level of impact that the PR Police Reform has had in protecting the civil rights of citizens?

Over half of the respondents indicated that there has been some to a lot of impact by the PRPD reform in protecting the citizens' civil rights.

- There is a higher impact level perception among 18-24-year-old, Females (due to a higher top box impact), and among Ponce residents.
- Arecibo residents have a notable proportion that indicate the impact extremes (nearly half at both the top two box or bottom two box), while the A/B SEL respondents have a significantly lower impact response compared to the other SEL subgroups.

Table 3.1

Has PR Police Kept Citizens Informed About the Reform Process

	TOTAL	AGE					GENDER		SEL			REFORM	
		18 - 24 years	25 - 34 years	35 - 44 years	45 - 59 years	60 years or more	Female	Male	SEL A/B	SEL C	SEL D/E	Reform Knowledge	No Reform Knowledge
Percentage (%)													
Z-test		(B)	(C)	(D)	(E)	(F)	(G)	(H)	(I)	(J)	(K)	(Y)	(Z)
Yes	26.0	34.0 CE	21.0	28.0	22.0	26.0	27.0	24.0	15.0	21.0	34.0 IJ	32.0 Z	14.0
No	74.0	66.0	79.0 B	72.0	78.0	74.0	73.0	76.0	85.0 K	79.0 K	66.0	68.0	86.0 Y
Frequency													
Yes	336	54	42	56	71	111	190	146	35	104	197	269	67
No	964	104	159	144	247	311	503	461	199	390	375	563	401
Unweighted Base	1300	164	233	221	375	307	701	599	213	515	572	817	483
Weighted Base	1300	158	201	201	318	422	693	607	234	494	572	832	468

Notes

Z-test = Significant Level 95% - Examined Columns BCDEF, GH, IJK, YZ.

Q3. Do you think that the PR Police keeps citizens informed about the Reform process, the achievements obtained with its implementation?

Table 3.2

Has PR Police Kept Citizens Informed About the Reform Process

	TOTAL	POLICE AREA												
		San Juan	Arecibo	Ponce	Humacao	Mayagüez	Caguas	Bayamón	Carolina	Guayama	Aguadilla	Utuaado	Fajardo	Aibonito
Percentage (%)														
Z-test		(L)	(M)	(N)	(O)	(P)	(Q)	(R)	(S)	(T)	(U)	(V)	(W)	(X)
Yes	26.0	17.0	23.0	42.0 **	31.0 LQ	29.0 LQ	14.0	28.0 LQ	21.0	26.0	22.0	36.0 LQ	30.0 Q	29.0 Q
No	74.0	83.0 NOPRV	77.0 N	58.0	69.0	71.0	86.0 **	72.0 N	79.0 N	74.0	78.0 N	64.0	70.0	71.0
Frequency														
Yes	336	22	27	54	20	30	18	66	24	14	20	14	16	11
No	964	108	90	76	45	74	112	168	93	38	71	25	36	28
Unweighted Base	1300	131	119	128	61	103	130	251	115	46	91	36	53	36
Weighted Base	1300	130	117	130	65	104	130	234	117	52	91	39	52	39

Notes

Z-test = Significant Level 95% - Examined Columns LMNOPQRSTUUVWX.

** Significantly higher than > 5 police areas.

Q1. Are you familiar with or have heard about the Reform being carried out by the PR Police to protect the civil rights of citizens, its purpose and what its implementation consists of?

Only one out of four interviewed community members thinks that the PRPD has kept the citizens informed about the reform process achievements throughout its implementation.

- The incidence of being informed increases the lower the SEL, is higher compared to other age groups among the 18-24-year-old segment and is significantly higher among residents of Ponce and Utuaado.
- The level of not being informed is highest in the San Juan, Caguas and Carolina regions.

PROFESSIONALISM

The main objectives of the Professionalization compliance area are for the PRPD to develop processes and mechanisms that promote professional, ethical, and respectful policing services to effectively address Puerto Rico’s public safety challenges; consistently and uniformly apply constitutional police practices; build public confidence; and strengthen its institutional structures. PRPD shall promote continuous performance improvement among all PRPD personnel that regularly identifies problems or challenges, assesses causal or contributing factors, and takes reasonable measures to achieve performance expectations in areas related to this Agreement. (“Agreement” ¶ 12)

Table 4.1

Level of Agreement on the Professional Manner PR Police Officers Act when Intervening with Citizens

	TOTAL	AGE					GENDER		SEL			REFORM	
		18 - 24 years	25 - 34 years	35 - 44 years	45 - 59 years	60 years or more	Female	Male	SEL A/B	SEL C	SEL D/E	Reform Knowledge	No Reform Knowledge
Percentage (%)													
Z-test		(B)	(C)	(D)	(E)	(F)	(G)	(H)	(I)	(J)	(K)	(Y)	(Z)
(5) Totally agree	29.7	28.1	27.9	33.2	31.5	28.1	32.1	26.9	19.7	30.1	33.4	31.7	26.2
(4) Somewhat agree	34.1	32.6	33.9	26.9	30.7	40.7	31.2	37.3	43.8	32.6	31.4	37.2	28.6
(3) Nor agree, nor disagree	16.5	16.1	19.8	20.5	17.1	12.8	17.5	15.5	15.6	15.8	17.6	15.6	18.1
(2) Somewhat disagree	11.3	16.6	11.7	11.1	11.6	9.0	10.1	12.7	11.2	13.5	9.5	8.9	15.5
(1) Totally disagree	5.8	5.4	5.2	6.9	6.9	4.8	5.5	6.1	8.6	4.9	5.4	5.1	7.1
Don't know	2.6	1.1	1.6	1.4	2.1	4.5	3.6	1.5	1.1	3.1	2.8	1.5	4.5
TOP 2 BOX (4, 5)	63.8	60.7	61.8	60.1	62.2	68.9	63.4	64.3	63.5	62.7	64.8	68.9	54.8
BOT 2 BOX (1, 2)	17.1	22.1	16.9	18.0	18.6	13.8	15.6	18.8	19.8	18.4	14.8	14.0	22.6
AVERAGE	3.7	3.6	3.7	3.7	3.7	3.8	3.8	3.7	3.6	3.7	3.8	3.8	3.5
Frequency													
(5) Totally agree	386	44	56	67	100	119	223	164	46	149	191	264	122
(4) Somewhat agree	443	51	68	54	98	172	216	227	102	161	180	309	134
(3) Nor agree, nor disagree	215	25	40	41	55	54	121	94	37	78	101	130	85
(2) Somewhat disagree	147	26	24	22	37	38	70	77	26	67	54	74	73
(1) Totally disagree	75	9	10	14	22	20	38	37	20	24	31	42	33
Don't know	34	2	3	3	7	19	25	9	3	15	16	13	21
TOP 2 BOX (4, 5)	829	96	124	121	198	291	439	390	148	310	371	573	256
BOT 2 BOX (1, 2)	222	35	34	36	59	58	108	114	46	91	85	116	106
Unweighted Base	1300	164	233	221	375	307	701	599	213	515	572	817	483
Weighted Base	1300	158	201	201	318	422	693	607	234	494	572	832	468

Notes

Z-test = Significant Level 95% - Examined Columns BCDEF, GH, IJK, YZ.

Q4. How much do you agree that the PR Police Officers act in a professional manner when they intervene with citizens, promoting their confidence in the protection of their rights and respect for the institutions of Law and Order?

Table 4.2

Level of Agreement on the Professional Manner PR Police Officers Act when Intervening with Citizens

	TOTAL	POLICE AREA													
	San Juan	Arecibo	Ponce	Humacao	Mayagüez	Caguas	Bayamón	Carolina	Guayama	Aguadilla	Utuado	Fajardo	Aibonito		
	Percentage (%)														
Z-test	(L)	(M)	(N)	(O)	(P)	(Q)	(R)	(S)	(T)	(U)	(V)	(W)	(X)		
(5) Totally agree	29.7	29.9	21.2	44.3	28.0	38.8	24.9	31.4	19.8	33.4	33.8	21.9	24.1	21.7	
			**			MQS		MS			MS				
(4) Somewhat agree	34.1	37.3	44.7	28.9	36.7	24.3	35.3	35.9	28.7	23.6	29.2	41.6	36.2	46.3	
		P	NPSTU					P						PT	
(3) Nor agree, nor disagree	16.5	11.1	23.4	17.1	12.4	21.2	11.0	13.7	21.0	19.5	18.0	16.2	16.7	21.4	
			LQR			LQ									
(2) Somewhat disagree	11.3	13.6	3.1	4.0	15.3	10.0	16.6	11.6	18.4	14.9	11.5	9.5	13.7	2.6	
		MN			MN	M	MNX	MN	MNX	MN	MN		MN		
(1) Totally disagree	5.8	4.0	4.5	4.3	3.9	3.6	9.4	5.4	8.8	8.5	3.2	8.0	7.7	7.9	
Don't know	2.6	4.2	3.1	1.4	3.8	2.1	2.7	2.1	3.2	—	4.3	2.8	1.6	—	
TOP 2 BOX (4, 5)	63.8	67.2	65.9	73.2	64.6	63.1	60.2	67.2	48.5	57.0	63.0	63.6	60.3	68.0	
		S	S	QST	S	S		S			S			S	
BOT 2 BOX (1, 2)	17.1	17.6	7.6	8.3	19.2	13.5	26.0	17.0	27.2	23.5	14.7	17.5	21.4	10.6	
		MN			MN		MNPRU	MN	**	MN			MN		
AVERAGE	3.7	3.8	3.8	4.1	3.7	3.9	3.5	3.8	3.3	3.6	3.8	3.6	3.6	3.7	
		S	S	**		QS		S			S				
	Frequency														
(5) Totally agree	386	39	25	58	18	40	32	73	23	17	31	9	13	8	
(4) Somewhat agree	443	49	52	38	24	25	46	84	34	12	27	16	19	18	
(3) Nor agree, nor disagree	215	14	27	22	8	22	14	32	25	10	16	6	9	8	
(2) Somewhat disagree	147	18	4	5	10	10	22	27	22	8	10	4	7	1	
(1) Totally disagree	75	5	5	6	3	4	12	13	10	4	3	3	4	3	
Don't know	34	5	4	2	2	2	4	5	4	—	4	1	1	—	
TOP 2 BOX (4, 5)	829	87	77	95	42	66	78	157	57	30	57	25	31	27	
BOT 2 BOX (1, 2)	222	23	9	11	13	14	34	40	32	12	13	7	11	4	
Unweighted Base	1300	131	119	128	61	103	130	251	115	46	91	36	53	36	
Weighted Base	1300	130	117	130	65	104	130	234	117	52	91	39	52	39	

Notes

Z-test = Significant Level 95% - Examined Columns LMNOPQRSTUUVWX.

** Significantly higher than > 5 police areas.

Q4. How much do you agree that the PR Police Officers act in a professional manner when they intervene with citizens, promoting their confidence in the protection of their rights and respect for the institutions of Law and Order?

Six out of ten community members agree to some level with PRPD officers acting in a professional manner when intervening with citizens.

- Agreement with this prompt is significantly higher among those community members that have knowledge about the reform.
- The most notable differences in agreement are observed among the regions, with 1 in 4 Caguas, Carolina and Guayama residents disagreeing with this criterion.

Table 5.1

Considers that Most PR Police Officers Communicate with Citizens in a Respectful Manner During Interventions

	TOTAL	AGE					GENDER		SEL			REFORM	
		18 - 24 years	25 - 34 years	35 - 44 years	45 - 59 years	60 years or more	Female	Male	SEL A/B	SEL C	SEL D/E	Reform Knowledge	No Reform Knowledge
Percentage (%)													
Z-test		(B)	(C)	(D)	(E)	(F)	(G)	(H)	(I)	(J)	(K)	(Y)	(Z)
Yes	70.0	65.0	63.0	64.0	70.0	77.0	69.0	71.0	80.0	66.0	69.0	72.0	66.0
No	30.0	35.0	37.0	36.0	30.0	23.0	31.0	29.0	20.0	34.0	31.0	28.0	34.0
Frequency													
Yes	907	103	128	129	224	323	475	432	187	325	395	597	310
No	393	55	74	71	94	99	218	175	47	169	177	235	158
Unweighted Base	1300	164	233	221	375	307	701	599	213	515	572	817	483
Weighted Base	1300	158	201	201	318	422	693	607	234	494	572	832	468

Notes

Z-test = Significant Level 95% - Examined Columns BCDEF, GH, IJK, YZ.

Q5. Do you consider that most of the PR Police Officers communicate with citizens in a respectful manner during interventions?

Table 5.2

Considers that Most PR Police Officers Communicate with Citizens in a Respectful Manner During Interventions

	TOTAL	POLICE AREA												
		San Juan	Arecibo	Ponce	Humacao	Mayagüez	Caguas	Bayamón	Carolina	Guayama	Aguadilla	Utuaodo	Fajardo	Aibonito
Percentage (%)														
Z-test		(L)	(M)	(N)	(O)	(P)	(Q)	(R)	(S)	(T)	(U)	(V)	(W)	(X)
Yes	70.0	70.0	82.0	75.0	71.0	68.0	60.0	71.0	64.0	67.0	71.0	64.0	63.0	79.0
No	30.0	30.0	18.0	25.0	29.0	32.0	40.0	29.0	36.0	33.0	29.0	36.0	37.0	21.0
Frequency														
Yes	907	90	95	98	46	70	78	166	74	35	65	25	33	31
No	393	40	22	32	19	34	52	68	43	17	26	14	19	8
Unweighted Base	1300	131	119	128	61	103	130	251	115	46	91	36	53	36
Weighted Base	1300	130	117	130	65	104	130	234	117	52	91	39	52	39

Notes

Z-test = Significant Level 95% - Examined Columns LMNOPQRSTUUVWX.

** Significantly higher than > 5 police areas.

Q5. Do you consider that most of the PR Police Officers communicate with citizens in a respectful manner during interventions?

Seven out of ten community members consider that the PRPD officers communicate with citizens in a respectful manner during interventions.

- The respectful manner response is higher among those with knowledge about the reform.
- This consideration is higher among the 60+ year old segment, the A/B SEL and residents of Arecibo and Aibonito.
- By comparison, residents of Caguas, Fajardo and Carolina have a lower incidence of this consideration compared to other regions (although the majority response is that officers communicate respectfully during interventions).

Table 6.1

PR Police Take the Appropriate Measures when Identifying Cases of Corruption

	TOTAL	AGE					GENDER		SEL			REFORM	
		18 - 24 years	25 - 34 years	35 - 44 years	45 - 59 years	60 years or more	Female	Male	SEL A/B	SEL C	SEL D/E	Reform Knowledge	No Reform Knowledge
Percentage (%)													
Z-test		(B)	(C)	(D)	(E)	(F)	(G)	(H)	(I)	(J)	(K)	(Y)	(Z)
Yes	33.0	31.0	25.0	32.0	30.0	40.0	33.0	33.0	29.0	30.0	37.0	37.0	25.0
No	45.0	45.0	54.0	50.0	44.0	38.0	43.0	46.0	44.0	49.0	41.0	44.0	45.0
Don't know	22.0	24.0	21.0	18.0	26.0	22.0	24.0	21.0	27.0	21.0	22.0	19.0	30.0
Frequency													
Yes	430	49	51	65	94	171	228	202	67	150	212	311	118
No	579	71	107	99	141	160	298	281	103	240	236	368	211
Don't know	292	38	43	37	83	91	167	124	64	103	124	153	139
Unweighted Base	1300	164	233	221	375	307	701	599	213	515	572	817	483
Weighted Base	1300	158	201	201	318	422	693	607	234	494	572	832	468

Notes

Z-test = Significant Level 95% - Examined Columns BCDEF, GH, IJK, YZ.

Q6. Do you think that the PR Police take the appropriate measures when they identify cases of corruption?

Table 6.2

PR Police Take the Appropriate Measures when Identifying Cases of Corruption

	TOTAL	POLICE AREA												
		San Juan	Arecibo	Ponce	Humacao	Mayagüez	Caguas	Bayamón	Carolina	Guayama	Aguadilla	Utua	Fajardo	Aibonito
Percentage (%)														
Z-test		(L)	(M)	(N)	(O)	(P)	(Q)	(R)	(S)	(T)	(U)	(V)	(W)	(X)
Yes	33.0	30.0	43.0	45.0	33.0	28.0	26.0	35.0	23.0	29.0	27.0	35.0	39.0	38.0
No	45.0	46.0	38.0	41.0	41.0	46.0	53.0	45.0	46.0	41.0	54.0	41.0	29.0	42.0
Don't know	22.0	24.0	19.0	14.0	26.0	26.0	21.0	20.0	31.0	30.0	19.0	24.0	32.0	20.0
Frequency														
Yes	430	39	50	59	22	29	34	81	28	15	24	14	20	15
No	579	60	44	53	27	48	69	105	53	21	49	16	15	16
Don't know	292	31	22	18	17	27	27	48	36	15	17	9	16	8
Unweighted Base	1300	131	119	128	61	103	130	251	115	46	91	36	53	36
Weighted Base	1300	130	117	130	65	104	130	234	117	52	91	39	52	39

Notes

Z-test = Significant Level 95% - Examined Columns LMNOPQRSTUUVWX.

** Significantly higher than > 5 police areas.

Q6. Do you think that the PR Police take the appropriate measures when they identify cases of corruption?

Only one-third of respondents indicate that they feel that PRPD officers take the appropriate measures when identifying cases of corruption. Nearly half answer No to this criterion, with the remaining not knowing how to answer.

- Once again, those with knowledge about the reform have a higher incidence of indicating that appropriate measures are taken, although there are still more of these respondents that indicate that it is a no.

- The 60+year old segment, the D/E SEL and residents of Arecibo and Ponce in particular, have a higher Yes response to officers taking the appropriate measures when identifying corruption cases.

USE OF FORCE

The main objectives of the Use of Force compliance area are that PRPD officers shall use force in accordance with the rights, privileges, and immunities secured or protected by the Constitution or laws of the United States and the Commonwealth of Puerto Rico, and shall prohibit the use of unreasonable force. PRPD shall develop policies and procedures that enable officers to rely primarily on non-force techniques to effectively police; use force only when necessary; and de-escalate the use of force at the earliest possible moment. (“Agreement” ¶ 22)

Table 7.1

Level of Agreement with the PR Police Has Trained its Police Officers with Updated Techniques Necessary to Prevent the Excessive Use of Force When Intervening with Citizens

	TOTAL	AGE					GENDER		SEL			REFORM	
		18 - 24 years	25 - 34 years	35 - 44 years	45 - 59 years	60 years or more	Female	Male	SEL A/B	SEL C	SEL D/E	Reform Knowledge	No Reform Knowledge
		Percentage (%)											
<i>Z-test</i>		(B)	(C)	(D)	(E)	(F)	(G)	(H)	(I)	(J)	(K)	(Y)	(Z)
(5) Totally agree	18.9	19.9	19.1	17.9	18.7	19.2	19.0	18.8	10.7	21.1	20.4	21.9	13.6
(4) Somewhat agree	33.4	29.1	27.8	29.1	29.4	42.9	32.7	34.3	38.1	31.1	33.6	36.7	27.6
(3) Nor agree, nor disagree	20.5	25.0	25.1	20.7	22.2	15.3	19.7	21.4	19.2	21.2	20.4	17.7	25.4
(2) Somewhat disagree	11.9	11.7	13.1	15.6	14.4	7.9	11.7	12.3	18.9	11.0	9.9	11.7	12.4
(1) Totally disagree	9.6	9.2	10.7	10.9	9.8	8.4	9.8	9.3	8.7	10.2	9.4	8.5	11.4
Don't know	5.6	5.2	4.3	5.8	5.5	6.5	7.1	3.9	4.4	5.5	6.3	3.4	9.6
TOP 2 BOX (4, 5)	52.4	49.0	46.9	46.9	48.1	62.0	51.8	53.1	48.9	52.1	54.0	58.7	41.2
BOT 2 BOX (1, 2)	21.5	20.8	23.8	26.6	24.2	16.3	21.5	21.6	27.6	21.2	19.3	20.2	23.8
AVERAGE	3.4	3.4	3.3	3.3	3.4	3.6	3.4	3.4	3.2	3.4	3.5	3.5	3.2
		Frequency											
(5) Totally agree	246	31	38	36	59	81	132	114	25	104	117	183	63
(4) Somewhat agree	435	46	56	58	94	181	227	208	89	154	192	306	129
(3) Nor agree, nor disagree	266	39	50	42	71	64	136	130	45	105	117	147	119
(2) Somewhat disagree	155	18	26	31	46	33	81	75	44	54	57	97	58
(1) Totally disagree	124	14	21	22	31	35	68	56	20	50	54	71	53
Don't know	73	8	9	12	17	27	49	24	10	27	36	28	45
TOP 2 BOX (4, 5)	681	77	94	94	153	262	359	322	114	258	309	488	193
BOT 2 BOX (1, 2)	280	33	48	53	77	69	149	131	64	105	110	168	112
Unweighted Base	1300	164	233	221	375	307	701	599	213	515	572	817	483
Weighted Base	1300	158	201	201	318	422	693	607	234	494	572	832	468

Notes

Z-test = Significant Level 95% - Examined Columns BCDEF, GH, IJK, YZ.

Q7. According to your perception, how much do you agree that the PR Police has trained its police officers with updated techniques necessary to prevent the excessive use of force when intervening with citizens?

TCA COMMUNITY SURVEY

37

Table 7.2

Level of Agreement with the PR Police Has Trained its Police Officers with Updated Techniques Necessary to Prevent the Excessive Use of Force When Intervening with Citizens

	TOTAL	POLICE AREA												
	San Juan	Arecibo	Ponce	Humacao	Mayagüez	Caguas	Bayamón	Carolina	Guayama	Aguadilla	Utuado	Fajardo	Aibonito	
	Percentage (%)													
Z-test	(L)	(M)	(N)	(O)	(P)	(Q)	(R)	(S)	(T)	(U)	(V)	(W)	(X)	
(5) Totally agree	18.9	17.9	15.9	28.9	10.8	17.7	10.2	23.6	15.2	21.0	21.2	14.9	17.8	24.4
(4) Somewhat agree	33.4	29.3	44.5	28.6	43.1	32.4	34.2	35.2	25.6	30.8	28.8	46.1	36.9	24.9
(3) Nor agree, nor disagree	20.5	21.2	22.0	20.2	25.8	22.4	18.4	15.9	23.6	22.8	23.0	16.1	18.1	24.4
(2) Somewhat disagree	11.9	13.4	9.0	10.6	14.3	10.9	13.3	9.5	16.9	9.7	11.7	12.4	11.7	18.3
(1) Totally disagree	9.6	7.9	4.3	7.4	3.7	12.5	17.7	9.2	9.3	13.8	12.2	8.0	7.7	7.9
Don't know	5.6	10.4	4.2	4.3	2.3	4.1	6.2	6.7	9.5	2.0	2.9	2.6	7.7	-
TOP 2 BOX (4, 5)	52.4	47.2	60.4	57.5	53.9	50.1	44.4	58.7	40.8	51.8	50.1	61.0	54.7	49.3
BOT 2 BOX (1, 2)	21.5	21.2	13.3	18.0	18.0	23.3	31.0	18.7	26.1	23.4	23.9	20.4	19.5	26.3
AVERAGE	3.4	3.4	3.6	3.6	3.4	3.3	3.1	3.6	3.2	3.4	3.4	3.5	3.5	3.4
	Frequency													
(5) Totally agree	246	23	19	38	7	18	13	55	18	11	19	6	9	10
(4) Somewhat agree	435	38	52	37	28	34	44	82	30	16	26	18	19	10
(3) Nor agree, nor disagree	266	28	26	26	17	23	24	37	28	12	21	6	9	10
(2) Somewhat disagree	155	17	11	14	9	11	17	22	20	5	11	5	6	7
(1) Totally disagree	124	10	5	10	2	13	23	22	11	7	11	3	4	3
Don't know	73	14	5	6	2	4	8	16	11	1	3	1	4	0
TOP 2 BOX (4, 5)	681	61	71	75	35	52	58	137	48	27	46	24	28	19
BOT 2 BOX (1, 2)	280	28	16	23	12	24	40	44	31	12	22	8	10	10
Unweighted Base	1300	131	119	128	61	103	130	251	115	46	91	36	53	36
Weighted Base	1300	130	117	130	65	104	130	234	117	52	91	39	52	39

Notes

Z-test = Significant Level 95% - Examined Columns LMNOPQRSTU VWX.

** Significantly higher than > 5 police areas.

Q7. According to your perception, how much do you agree that the PR Police has trained its police officers with updated techniques necessary to prevent the excessive use of force when intervening with citizens?

Over half of the respondents show some level of agreement that the PRPD has trained its officers with updated techniques on how to prevent the excessive use of force.

- This agreement is highest among 60+ year old, while disagreement levels are highest among residents of Caguas.

Table 8.1

PR Police Officers Respect and Protect the Right to Free Expression of Citizens When Provide Surveillance in Constitutional Activities and Demonstrations

	TOTAL	AGE					GENDER		SEL			REFORM	
		18 - 24 years	25 - 34 years	35 - 44 years	45 - 59 years	60 years or more	Female	Male	SEL A/B	SEL C	SEL D/E	Reform Knowledge	No Reform Knowledge
Percentage (%)													
Z-test		(B)	(C)	(D)	(E)	(F)	(G)	(H)	(I)	(J)	(K)	(Y)	(Z)
Yes	59.0	47.0	52.0	56.0	60.0	68.0	56.0	63.0	64.0	57.0	60.0	62.0	53.0
No	32.0	41.0	39.0	38.0	30.0	24.0	32.0	32.0	32.0	33.0	31.0	31.0	34.0
Don't know	9.0	12.0	9.0	6.0	10.0	8.0	12.0	5.0	4.0	10.0	9.0	7.0	13.0
Frequency													
Yes	770	75	105	112	190	287	385	385	149	280	341	520	250
No	417	64	79	76	96	101	225	191	74	164	178	257	160
Don't know	113	19	17	12	31	34	83	31	11	50	53	55	58
Unweighted Base	1300	164	233	221	375	307	701	599	213	515	572	817	483
Weighted Base	1300	158	201	201	318	422	693	607	234	494	572	832	468

Notes

Z-test = Significant Level 95% - Examined Columns BCDEF, GH, IJK, YZ.

Q8. Do you consider that the PR Police Officers respect and protect the right to free expression of citizens when they provide surveillance in constitutional activities and demonstrations such as: strikes, marches, etc.?

Table 8.2

PR Police Officers Respect and Protect the Right to Free Expression of Citizens When Provide Surveillance in Constitutional Activities and Demonstrations

	TOTAL	POLICE AREA												
		San Juan	Arecibo	Ponce	Humacao	Mayagüez	Caguas	Bayamón	Carolina	Guayama	Aguadilla	Utuaodo	Fajardo	Aibonito
Percentage (%)														
Z-test		(L)	(M)	(N)	(O)	(P)	(Q)	(R)	(S)	(T)	(U)	(V)	(W)	(X)
Yes	59.0	59.0	77.0	66.0	53.0	64.0	48.0	56.0	50.0	50.0	59.0	65.0	66.0	62.0
No	32.0	31.0	16.0	29.0	37.0	25.0	46.0	32.0	37.0	37.0	35.0	35.0	27.0	33.0
Don't know	9.0	10.0	7.0	5.0	10.0	11.0	6.0	12.0	13.0	13.0	6.0	—	7.0	5.0
Frequency														
Yes	770	77	90	85	35	67	63	132	58	26	54	25	34	24
No	417	41	19	38	24	26	60	75	43	19	32	14	14	13
Don't know	113	13	8	7	6	12	8	27	15	7	5	—	4	2
Unweighted Base	1300	131	119	128	61	103	130	251	115	46	91	36	53	36
Weighted Base	1300	130	117	130	65	104	130	234	117	52	91	39	52	39

Notes

Z-test = Significant Level 95% - Examined Columns LMNOPQRSTUUVWX.

** Significantly higher than > 5 police areas.

Q8. Do you consider that the PR Police Officers respect and protect the right to free expression of citizens when they provide surveillance in constitutional activities and demonstrations such as: strikes, marches, etc.?

Six out of ten community members indicate that the PRPD officers respect and protect the citizens' right of free expression.

- The disagreement with this criterion increases the younger the respondent's age.
- By regions, the highest agreement is in Arecibo while the highest disagreement is in Caguas.

Table 9.1

PR Police Officers Intervene Appropriately with Citizens Who Have Problems of Having a Mental Health Crisis

	TOTAL	AGE					GENDER		SEL			REFORM		
		18 - 24 years	25 - 34 years	35 - 44 years	45 - 59 years	60 years or more	Female	Male	SEL A/B	SEL C	SEL D/E	Reform Knowledge	No Reform Knowledge	
Percentage (%)														
Z-test		(B)	(C)	(D)	(E)	(F)	(G)	(H)	(I)	(J)	(K)	(Y)	(Z)	
Yes	48.0	41.0	44.0	45.0	46.0	56.0	46.0	50.0	52.0	44.0	50.0	54.0	37.0	
No	30.0	42.0	32.0	37.0	30.0	21.0	30.0	30.0	23.0	31.0	31.0	29.0	32.0	
Don't know	22.0	17.0	24.0	18.0	24.0	23.0	24.0	20.0	25.0	25.0	19.0	17.0	31.0	
Frequency														
Yes	623	64	89	90	144	236	318	306	121	217	285	450	174	
No	391	66	65	74	96	89	211	179	55	155	180	241	150	
Don't know	286	27	47	37	77	97	164	122	58	122	107	142	145	
Unweighted Base	1300	164	233	221	375	307	701	599	213	515	572	817	483	
Weighted Base	1300	158	201	201	318	422	693	607	234	494	572	832	468	

Notes

Z-test = Significant Level 95% - Examined Columns BCDEF, GH, IJK, YZ.

Q9. Do you consider that the PR Police Officers intervene appropriately with citizens who have problems of having a mental health crisis?

Table 9.2

PR Police Officers Intervene Appropriately with Citizens Who Have Problems of Having a Mental Health Crisis

	TOTAL	POLICE AREA												
		San Juan	Arecibo	Ponce	Humacao	Mayagüez	Caguas	Bayamón	Carolina	Guayama	Aguadilla	Utua	Fajardo	Aibonito
Percentage (%)														
Z-test		(L)	(M)	(N)	(O)	(P)	(Q)	(R)	(S)	(T)	(U)	(V)	(W)	(X)
Yes	48.0	47.0	70.0	57.0	59.0	43.0	34.0	46.0	36.0	39.0	50.0	52.0	41.0	54.0
No	30.0	25.0	15.0	27.0	26.0	33.0	45.0	31.0	39.0	35.0	29.0	30.0	21.0	24.0
Don't know	22.0	28.0	15.0	16.0	15.0	24.0	21.0	23.0	25.0	26.0	21.0	18.0	38.0	22.0
Frequency														
Yes	623	62	81	74	38	45	44	108	42	20	45	20	21	21
No	391	32	18	36	17	34	59	73	46	18	27	12	11	9
Don't know	286	36	18	20	9	25	27	53	30	13	19	7	20	8
Unweighted Base	1300	131	119	128	61	103	130	251	115	46	91	36	53	36
Weighted Base	1300	130	117	130	65	104	130	234	117	52	91	39	52	39

Notes

Z-test = Significant Level 95% - Examined Columns LMNOPQRSTUVWX.

** Significantly higher than > 5 police areas.

Q9. Do you consider that the PR Police Officers intervene appropriately with citizens who have problems of having a mental health crisis?

Nearly half of the respondents indicate that the PRPD officers intervene appropriately when dealing with citizens going through a mental health crisis.

- This agreement is highest among 60+ year old and residents of Arecibo, while the No response is highest in Caguas and Carolina.

The agreement with all of the Use of Force indicators is significantly higher among those community members that indicated having knowledge about the reform.

SEARCHES AND SEIZURES

The main objectives of the Search and Seizures compliance area are that the PRPD shall ensure that all investigatory stops, searches, and arrests are conducted in accordance with the rights, privileges, or immunities secured or protected by the Constitution and laws of the United States and the Commonwealth of Puerto Rico. PRPD shall ensure that investigatory stops, searches, and arrests are conducted as part of effective crime prevention strategies that are consistent with community priorities for enforcement. (“Agreement” ¶ 58)

Table 10.1

Has Experienced or Witnessed Any Situation Where PR Police Officers Have Had to Intervene With You or Any Other Citizen in the Last 5 Years

	TOTAL	AGE					GENDER		SEL			REFORM	
		18 - 24 years	25 - 34 years	35 - 44 years	45 - 59 years	60 years or more	Female	Male	SEL A/B	SEL C	SEL D/E	Reform Knowledge	No Reform Knowledge
Percentage (%)													
Z-test		(B)	(C)	(D)	(E)	(F)	(G)	(H)	(I)	(J)	(K)	(Y)	(Z)
Yes	32.0	38.0 F	38.0 F	39.0 F	34.0 F	22.0	29.0	35.0 G	34.0 K	37.0 K	26.0	33.0	30.0
No	68.0	62.0	62.0	61.0	66.0	78.0 BCDE	71.0 H	65.0	66.0	63.0	74.0 IJ	67.0	70.0
Frequency													
Yes	415	60	76	79	107	94	203	212	80	184	151	274	140
No	885	98	125	122	211	329	490	395	154	310	421	558	328
Unweighted Base	1300	164	233	221	375	307	701	599	213	515	572	817	483
Weighted Base	1300	158	201	201	318	422	693	607	234	494	572	832	468

Notes

Z-test = Significant Level 95% - Examined Columns BCDEF, GH, IJK, YZ.

Q10. In the last 5 years, have you experienced or witnessed any situation where PR Police Officers have had to intervene with you or any other citizen?

Table 10.2

Has Experienced or Witnessed Any Situation Where PR Police Officers Have Had to Intervene With You or Any Other Citizen in the Last 5 Years

	TOTAL	POLICE AREA												
		San Juan	Arecibo	Ponce	Humacao	Mayagüez	Caguas	Bayamón	Carolina	Guayama	Aguadilla	Utuado	Fajardo	Aibonito
Percentage (%)														
Z-test		(L)	(M)	(N)	(O)	(P)	(Q)	(R)	(S)	(T)	(U)	(V)	(W)	(X)
Yes	32.0	43.0 MPQTV	23.0	34.0	32.0	28.0	27.0	36.0 M	33.0	25.0	30.0	24.0	30.0	35.0
No	68.0	57.0	77.0 LR	66.0	68.0	72.0 L	73.0 L	64.0	67.0	75.0 L	70.0	76.0 L	70.0	65.0
Frequency														
Yes	415	56	27	44	21	30	36	84	38	13	28	9	15	14
No	885	74	90	86	44	74	94	150	79	39	63	30	37	25
Unweighted Base	1300	131	119	128	61	103	130	251	115	46	91	36	53	36
Weighted Base	1300	130	117	130	65	104	130	234	117	52	91	39	52	39

Notes

Z-test = Significant Level 95% - Examined Columns LMNOPQRSTUUVWX.

** Significantly higher than > 5 police areas.

Q10. In the last 5 years, have you experienced or witnessed any situation where PR Police Officers have had to intervene with you or any other citizen?

One-third of community members indicate having witnessed a police intervention with a citizen (be it themselves or someone else) in the last five years.

- This incidence is higher among Males and residents of San Juan, while being lower among 60+ year old and residents of Arecibo, Guayama and Utuado.

Table 11.1*Level of Confidence that the PR Police Officers Followed the Correct Procedures During an Intervention with a Citizen*

	TOTAL	AGE					GENDER		SEL			REFORM	
		18 - 24 years	25 - 34 years	35 - 44 years	45 - 59 years	60 years or more	Female	Male	SEL A/B	SEL C	SEL D/E	Reform Knowledge	No Reform Knowledge
Percentage (%)													
<i>Z-test</i>		(B)	(C)	(D)	(E)	(F)	(G)	(H)	(I)	(J)	(K)	(Y)	(Z)
(4) Very confident	27.9	13.8	24.3	34.0	27.3	35.4	31.8	24.2	30.4	28.9	25.4	29.5	24.9
(3) Somewhat confident	29.7	34.3	37.9	17.7	30.1	29.6	27.3	32.0	31.3	25.1	34.4	29.8	29.4
(2) Somewhat distrustful	25.7	37.8	18.5	27.6	26.3	21.7	22.6	28.7	22.3	27.2	25.8	25.0	27.2
(1) Very distrustful	15.9	14.0	18.2	19.5	16.3	11.7	17.1	14.7	14.0	18.4	13.8	15.4	16.9
Don't remember	0.8	—	1.2	1.2	—	1.7	1.2	0.4	1.9	0.5	0.6	0.3	1.7
TOP 2 BOX (3, 4)	57.6	48.1	62.1	51.7	57.4	65.0	59.1	56.2	61.7	54.0	59.8	59.3	54.2
BOT 2 BOX (1, 2)	41.6	51.9	36.7	47.1	42.6	33.3	39.7	43.4	36.4	45.6	39.6	40.4	44.0
AVERAGE	2.7	2.5	2.7	2.7	2.7	2.9	2.8	2.7	2.8	2.7	2.7	2.7	2.6
Frequency													
(4) Very confident	116	8	18	27	29	33	65	51	24	53	38	81	35
(3) Somewhat confident	123	20	29	14	32	28	55	68	25	46	52	82	41
(2) Somewhat distrustful	107	23	14	22	28	20	46	61	18	50	39	69	38
(1) Very distrustful	66	8	14	15	18	11	35	31	11	34	21	42	24
Don't remember	3	—	1	1	—	2	3	1	2	1	1	1	2
TOP 2 BOX (3, 4)	239	29	47	41	62	61	120	119	50	99	90	163	76
BOT 2 BOX (1, 2)	173	31	28	37	46	31	81	92	29	84	60	111	62
Unweighted Base	431	62	88	88	124	69	215	216	77	196	158	281	150
Weighted Base	415	60	76	79	107	94	203	212	80	184	151	274	140

Notes

Z-test = Significant Level 95% - Examined Columns BCDEF, GH, IJK, YZ.

Base: Among those who have experienced or witnessed any situation where PR Police officers have had to intervene with you or any other citizen.

Q11. During the process of the intervention of PR Police Officers with you or another citizen, how confident were you that the police were following the correct procedures?

Table 11.2*Level of Confidence that the PR Police Officers Followed the Correct Procedures During an Intervention with a Citizen*

	TOTAL	POLICE AREA													
	San Juan	Arecibo	Ponce	Humacao	Mayagüez	Caguas	Bayamón	Carolina	Guayama	Aguadilla	Utuado	Fajardo	Aibonito		
	Percentage (%)														
Z-test	(L)	(M)	(N)	(O)	(P)	(Q)	(R)	(S)	(T)	(U)	(V)	(W)	(X)		
(4) Very confident	27.9	26.9	57.3 LNQS	33.8 QS	25.5	32.4	12.2	37.4 QS	14.2	27.1	23.5	21.3	5.5	8.7	
(3) Somewhat confident	29.7	25.1	19.5	29.0	34.7	35.3	24.8	25.9	30.8	36.4	35.2	44.3	45.8	37.9	
(2) Somewhat distrustful	25.7	15.5	16.7	31.1	24.1	23.4	39.9 LM	24.6	36.2 L	14.5	24.1	22.5	20.1	38.7	
(1) Very distrustful	15.9	29.6 MNR	6.5	6.2	15.7	8.9	23.2 N	12.1	14.1	22.0	17.3	11.9	28.7	14.6	
Don't remember	0.8	2.8	—	—	—	—	—	—	4.8 R	—	—	—	—	—	
TOP 2 BOX (3, 4)	57.6	52.1	76.7 LQS	62.8 Q	60.2	67.6	37.0	63.3 Q	45.0	63.5	58.6	65.5	51.2	46.7	
BOT 2 BOX (1, 2)	41.6	45.2	23.3	37.2	39.8	32.4	63.0 MNR	36.7	50.2 M	36.5	41.4	34.5	48.8	53.3	
AVERAGE	2.7	2.5	3.3 LQS	2.9 QS	2.7	2.9	2.3	2.9 QS	2.5	2.7	2.7	2.8	2.3	2.4	
	Frequency														
(4) Very confident	116	15	16	15	5	10	4	32	5	4	7	2	1	1	
(3) Somewhat confident	123	14	5	13	7	10	9	22	12	5	10	4	7	5	
(2) Somewhat distrustful	107	9	5	14	5	7	14	21	14	2	7	2	3	5	
(1) Very distrustful	66	17	2	3	3	3	8	10	5	3	5	1	4	2	
Don't remember	3	2	—	—	—	—	—	—	2	—	—	—	—	—	
TOP 2 BOX (3, 4)	239	29	21	28	13	20	13	53	17	8	16	6	8	6	
BOT 2 BOX (1, 2)	173	25	6	17	8	10	23	31	19	5	11	3	8	7	
Unweighted Base	431	56	32	46	20 [^]	30	38	89	40	13 [^]	28 [^]	9 [^]	17 [^]	13 [^]	
Weighted Base	415	56	27 [^]	44	21 [^]	30	36	84	38	13 [^]	28 [^]	9 [^]	15 [^]	14 [^]	

Notes

Z-test = Significant Level 95% - Examined Columns LMNOPQRSTU VWX.

^{**} Significantly higher than > 5 police areas.[^] Base too small for analysis (Less than 30 cases). Information to be used only directionally.

Base: Among those who have experienced or witnessed any situation where PR Police officers have had to intervene with you or any other citizen.

Q11. During the process of the intervention of PR Police Officers with you or another citizen, how confident were you that the police were following the correct procedures?

Over half of the respondents indicate a positive level of trust in that the police officer followed correct procedures when intervening with citizens. Still, four out of ten indicate a level of distrust towards correct procedures being followed.

- Trust levels in correct procedure being followed increase the older the respondent and is highest among residents of Arecibo.
- In terms of distrust, the 18-24 age group, and residents of Caguas exhibit higher levels.

Table 12.1

PR Police Officers Explained the Reasons for Intervening with Interviewed or Another Citizen in a Clear And Professional Manner

	TOTAL	AGE					GENDER		SEL			REFORM	
		18 - 24 years	25 - 34 years	35 - 44 years	45 - 59 years	60 years or more	Female	Male	SEL A/B	SEL C	SEL D/E	Reform Knowledge	No Reform Knowledge
Percentage (%)													
Z-test		(B)	(C)	(D)	(E)	(F)	(G)	(H)	(I)	(J)	(K)	(Y)	(Z)
Yes	61.0	61.0	55.0	67.0	58.0	65.0	68.0 H	54.0	58.0	58.0	66.0	62.0	60.0
No	32.0	31.0	38.0	28.0	37.0	27.0	28.0	37.0	36.0	33.0	29.0	32.0	33.0
Don't know	7.0	8.0	7.0	5.0	5.0	8.0	4.0	9.0 G	6.0	9.0	5.0	6.0	7.0
Frequency													
Yes	253	36	41	53	62	61	138	115	46	107	100	169	85
No	134	18	29	22	40	25	57	77	29	61	44	88	46
Don't know	28	5	5	4	6	8	8	20	5	16	7	18	10
Unweighted Base	431	62	88	88	124	69	215	216	77	196	158	281	150
Weighted Base	415	60	76	79	107	94	203	212	80	184	151	274	140

Notes

Z-test = Significant Level 95% - Examined Columns BCDEF, GH, IJK, YZ.

Base: Among those who have experienced or witnessed any situation where PR Police officers have had to intervene with you or any other citizen.

Table 12.2

PR Police Officers Explained the Reasons for Intervening with Interviewed or Another Citizen in a Clear And Professional Manner

	TOTAL	POLICE AREA												
		San Juan	Arecibo	Ponce	Humacao	Mayagüez	Caguas	Bayamón	Carolina	Guayama	Aguadilla	Utua	Fajardo	Aibonito
Percentage (%)														
Z-test		(L)	(M)	(N)	(O)	(P)	(Q)	(R)	(S)	(T)	(U)	(V)	(W)	(X)
Yes	61.0	58.0 Q	80.0 LQS	71.0 QS	62.0	71.0	34.0	63.0 Q	45.0	56.0	70.0	64.0	72.0	55.0
No	32.0	37.0	17.0	26.0	29.0	23.0	45.0 M	29.0	43.0 M	44.0	30.0	36.0	28.0	45.0
Don't know	7.0	5.0	3.0	3.0	9.0	6.0	21.0 LMNR	8.0	12.0	—	—	—	—	—
Frequency														
Yes	253	32	22	32	13	21	12	53	17	7	19	6	11	7
No	134	20	5	11	6	7	16	24	17	6	8	3	4	6
Don't know	28	3	1	1	2	2	7	7	5	—	—	—	—	—
Unweighted Base	431	56	32	46	20 [^]	30	38	89	40	13 [^]	28 [^]	9 [^]	17 [^]	13 [^]
Weighted Base	415	56	27 [^]	44	21 [^]	30	36	84	38	13 [^]	28 [^]	9 [^]	15 [^]	14 [^]

Notes

Z-test = Significant Level 95% - Examined Columns LMNOPQRSTUUVWX.

[^] Significantly higher than > 5 police areas.

[^] Base too small for analysis (Less than 30 cases). Information to be used only directionally.

Base: Among those who have experienced or witnessed any situation where PR Police officers have had to intervene with you or any other citizen.

Q12. In the intervention, did the PR Police Officers explained the reasons for intervening with you or another citizen in a clear and professional manner?

Six out of ten respondents indicated that the police officers explained the reasons for their intervention in a clear and professional manner.

- This incidence is higher among Females, and residents of Arecibo and Ponce.
- The No response for this criterion is higher among residents of Caguas and Carolina.

TCA COMMUNITY SURVEY

44

Table 13.1*Level of Agreement that the PR Police Officers When Making Arrests or Any Other Intervention Always Do so for Justified Reasons as Established By Law*

	TOTAL	AGE					GENDER		SEL			REFORM	
		18 - 24 years	25 - 34 years	35 - 44 years	45 - 59 years	60 years or more	Female	Male	SEL A/B	SEL C	SEL D/E	Reform Knowledge	No Reform Knowledge
Percentage (%)													
<i>Z-test</i>		(B)	(C)	(D)	(E)	(F)	(G)	(H)	(I)	(J)	(K)	(Y)	(Z)
(5) Totally agree	26.8	23.1	24.8	26.5	25.1	30.5	29.5 H	23.6	15.3	29.9 I	28.7 I	28.7 Z	23.4
(4) Somewhat agree	35.9	33.9	33.4	32.3	36.5	39.0	35.1	36.8	40.5	34.6	35.1	38.7 Z	31.0
(3) Nor agree, nor disagree	19.6	25.3 EF	23.2 F	24.7 EF	17.5	14.9	19.3	19.9	21.3	18.4	19.9	17.1 Y	24.0
(2) Somewhat disagree	9.6	11.7	11.3	8.7	10.2	8.0	7.7	11.8 G	14.6 K	10.1	7.2	9.2	10.3
(1) Totally disagree	3.2	2.5	1.7	4.9	4.6	2.3	2.9	3.6	3.6	2.4	3.8	2.9	3.7
Don't know	4.9	3.6	5.6	2.8	6.1	5.3	5.4	4.4	4.7	4.6	5.3	3.4	7.5 Y
TOP 2 BOX (4, 5)	62.7	56.9	58.2	58.9	61.7	69.5 BCDE	64.6	60.4	55.8	64.5 I	63.9 I	67.3 Z	54.4
BOT 2 BOX (1, 2)	12.8	14.2	13.1	13.6	14.7	10.3	10.6	15.3 G	18.2 K	12.5	10.9	12.1	14.1
AVERAGE	3.8	3.7	3.7	3.7	3.7	3.9 BCDE	3.9 H	3.7	3.5	3.8 I	3.8 I	3.8 Z	3.7
Frequency													
(5) Totally agree	348	36	50	53	80	129	205	143	36	148	164	238	110
(4) Somewhat agree	467	53	67	65	116	165	243	223	95	171	201	322	145
(3) Nor agree, nor disagree	255	40	47	50	56	63	134	121	50	91	114	142	112
(2) Somewhat disagree	125	18	23	18	32	34	54	71	34	50	41	77	48
(1) Totally disagree	42	4	3	10	14	10	20	22	8	12	21	24	17
Don't know	64	6	11	6	19	22	37	27	11	23	30	29	35
TOP 2 BOX (4, 5)	815	90	117	118	196	293	448	367	131	319	365	560	254
BOT 2 BOX (1, 2)	167	22	26	27	47	44	74	93	42	62	62	101	66
Unweighted Base	1300	164	233	221	375	307	701	599	213	515	572	817	483
Weighted Base	1300	158	201	201	318	422	693	607	234	494	572	832	468

Notes

Z-test = Significant Level 95% - Examined Columns BCDEF, GH, IJK, YZ.

Q13. According to your perception, how much do you agree that the PR Police Officers when they make arrests, searches of a citizen or property, or seizures always do so for justified reasons as established by law?

Table 13.2

Level of Agreement that the PR Police Officers When Making Arrests or Any Other Intervention Always Do so for Justified Reasons as Established By Law

	TOTAL	POLICE AREA													
	San Juan	Arecibo	Ponce	Humacao	Mayagüez	Caguas	Bayamón	Carolina	Guayama	Aguadilla	Utuado	Fajardo	Aibonito		
	Percentage (%)														
Z-test	(L)	(M)	(N)	(O)	(P)	(Q)	(R)	(S)	(T)	(U)	(V)	(W)	(X)		
(5) Totally agree	26.8	27.1	23.7	36.9	18.8	27.5	21.5	27.9	17.8	32.1	35.5	26.1	31.1	17.3	
(4) Somewhat agree	35.9	31.0	33.4	32.2	40.0	33.5	40.6	39.9	31.5	25.7	35.8	50.1	33.0	48.2	
(3) Nor agree, nor disagree	19.6	21.5	25.4	19.6	17.6	23.0	16.0	16.3	25.6	19.7	18.6	10.3	18.9	16.0	
(2) Somewhat disagree	9.6	8.5	12.6	3.9	14.1	6.0	10.4	8.5	11.0	18.8	8.1	8.0	13.8	12.9	
(1) Totally disagree	3.2	3.5	2.6	2.0	4.1	5.2	5.3	2.6	2.8	3.7	1.0	5.5	1.6	2.9	
Don't know	4.9	8.3	2.2	5.4	5.4	4.8	6.3	4.7	11.2	—	1.0	—	1.6	2.9	
TOP 2 BOX (4, 5)	62.7	58.2	57.1	69.1	58.9	61.0	62.1	67.8	49.3	57.8	71.3	76.2	64.1	65.4	
BOT 2 BOX (1, 2)	12.8	12.0	15.2	6.0	18.2	11.2	15.6	11.1	13.8	22.5	9.2	13.5	15.4	15.7	
AVERAGE	3.8	3.8	3.6	4.0	3.6	3.8	3.7	3.9	3.6	3.6	4.0	3.8	3.8	3.7	
	Frequency														
(5) Totally agree	348	35	28	48	12	29	28	65	21	17	32	10	16	7	
(4) Somewhat agree	467	40	39	42	26	35	53	93	37	13	33	20	17	19	
(3) Nor agree, nor disagree	255	28	30	25	11	24	21	38	30	10	17	4	10	6	
(2) Somewhat disagree	125	11	15	5	9	6	14	20	13	10	7	3	7	5	
(1) Totally disagree	42	5	3	3	3	5	7	6	3	2	1	2	1	1	
Don't know	64	11	3	7	3	5	8	11	13	—	1	—	1	1	
TOP 2 BOX (4, 5)	815	76	67	90	38	63	81	159	58	30	65	30	33	26	
BOT 2 BOX (1, 2)	167	16	18	8	12	12	20	26	16	12	8	5	8	6	
Unweighted Base	1300	131	119	128	61	103	130	251	115	46	91	36	53	36	
Weighted Base	1300	130	117	130	65	104	130	234	117	52	91	39	52	39	

Notes

Z-test = Significant Level 95% - Examined Columns LMNOPQRSTUVWXYZ.

** Significantly higher than > 5 police areas.

Q13. According to your perception, how much do you agree that the PR Police Officers when they make arrests, searches of a citizen or property, or seizures always do so for justified reasons as established by law?

Six out of ten respondents agree to some degree that police officer make arrests for justified reasons according to the law. A low incidence of disagreement is observed for this criterion.

- Agreement is higher among 60+ year old and those with knowledge about the reform.

EQUAL PROTECTION AND NON-DISCRIMINATION

The main objectives of the Equal Protection and Non-Discrimination compliance area are for the PRPD to ensure that police services are delivered equitably, respectfully, and free of unlawful bias, in a manner that promotes broad community engagement and supports effective crime prevention. In conducting its activities, PRPD shall ensure that members of the public receive equal protection of the law, without bias based on race, color, ethnicity, national origin, religion, gender, disability, sexual orientation, gender identity, gender expression, or political ideology or affiliation, and in accordance with the rights, privileges, or immunities secured or protected by the Constitution and laws of the United States and the Commonwealth of Puerto Rico. (“Agreement” ¶ 80)

Table 14.1

Level of Agreement that the PR Police Officers Provide Them Public Security Services to All Citizens Free of Discrimination

	TOTAL	AGE					GENDER		SEL			REFORM	
		18 - 24 years	25 - 34 years	35 - 44 years	45 - 59 years	60 years or more	Female	Male	SEL A/B	SEL C	SEL D/E	Reform Knowledge	No Reform Knowledge
Percentage (%)													
<i>Z-test</i>		(B)	(C)	(D)	(E)	(F)	(G)	(H)	(I)	(J)	(K)	(Y)	(Z)
(5) Totally agree	31.0	25.6	29.5	34.7	28.8	33.5	32.3	29.4	19.9	33.9	32.9	33.6	26.2
(4) Somewhat agree	36.5	32.8	36.5	37.7	34.7	38.5	36.6	36.3	40.3	31.6	39.1	38.3	33.2
(3) Nor agree, nor disagree	14.5	23.0	13.7	11.3	16.8	11.5	14.0	15.0	18.5	14.5	12.8	12.6	17.8
(2) Somewhat disagree	12.1	13.5	12.5	11.8	12.6	11.2	10.8	13.6	14.5	13.1	10.3	10.9	14.4
(1) Totally disagree	6.0	5.0	7.8	4.5	7.1	5.3	6.2	5.7	6.8	6.9	4.9	4.6	8.4
TOP 2 BOX (4, 5)	67.4	58.4	66.0	72.4	63.5	72.0	68.9	65.7	60.2	65.5	72.0	71.9	59.4
BOT 2 BOX (1, 2)	18.1	18.5	20.3	16.3	19.7	16.5	17.1	19.3	21.3	20.0	15.2	15.5	22.8
AVERAGE	3.7	3.6	3.7	3.9	3.7	3.8	3.8	3.7	3.5	3.7	3.9	3.9	3.5
Frequency													
(5) Totally agree	402	40	59	70	92	141	224	179	47	168	188	280	123
(4) Somewhat agree	474	52	73	76	110	163	254	220	94	156	224	318	155
(3) Nor agree, nor disagree	188	36	28	23	53	48	97	91	43	72	73	105	83
(2) Somewhat disagree	158	21	25	24	40	47	75	82	34	65	59	90	67
(1) Totally disagree	78	8	16	9	23	22	43	35	16	34	28	39	39
TOP 2 BOX (4, 5)	876	92	133	145	202	304	477	399	141	323	412	598	278
BOT 2 BOX (1, 2)	235	29	41	33	63	70	118	117	50	99	87	129	106
Unweighted Base	1300	164	233	221	375	307	701	599	213	515	572	817	483
Weighted Base	1300	158	201	201	318	422	693	607	234	494	572	832	468

Notes

Z-test = Significant Level 95% - Examined Columns BCDEF, GH, IJK, YZ.

Q14. How much do you agree that the PR Police Officers provide their public security services to all citizens free of discrimination?

TCA COMMUNITY SURVEY

Table 14.2

Level of Agreement that the PR Police Officers Provide Them Public Security Services to All Citizens Free of Discrimination

	TOTAL	POLICE AREA													
		San Juan	Arecibo	Ponce	Humacao	Mayagüez	Caguas	Bayamón	Carolina	Guayama	Aguadilla	Utuado	Fajardo	Aibonito	
	Percentage (%)														
Z-test	(L)	(M)	(N)	(O)	(P)	(Q)	(R)	(S)	(T)	(U)	(V)	(W)	(X)		
(5) Totally agree	31.0	38.9 QS	27.7	32.9	35.8	39.9 QS	23.7	30.7	23.4	29.6	27.1	32.7	32.9	30.5	
(4) Somewhat agree	36.5	30.4	42.8 LQ	34.6	32.9	32.5	28.9	38.3	40.4	38.1	41.8	35.7	44.0	38.1	
(3) Nor agree, nor disagree	14.5	15.4	20.4 OU	15.9	8.6	12.6	14.7	14.3	15.1	11.2	8.8	16.5	18.0	13.2	
(2) Somewhat disagree	12.1	11.5 W	4.9	9.0	13.9 MW	12.0 W	24.4 **	10.0	14.3 MW	12.6 W	18.1 MRW	5.2	1.6	15.4 MW	
(1) Totally disagree	6.0	3.8	4.2	7.6	8.8	3.0	8.3	6.7	6.9	8.5	4.2	9.8	3.5	2.9	
TOP 2 BOX (4, 5)	67.4	69.3 Q	70.5 Q	67.5	68.7 Q	72.4 Q	52.7	69.0 Q	63.7	67.7	68.9 Q	68.5	76.9 Q	68.6	
BOT 2 BOX (1, 2)	18.1	15.3	9.1	16.6 W	22.7 MW	15.0	32.7 **	16.6 W	21.1 MW	21.1 MW	22.3 MW	15.0	5.0	18.2	
AVERAGE	3.7	3.9 Q	3.9 Q	3.8 Q	3.7	3.9 OS	3.4	3.8 Q	3.6	3.7	3.7	3.8	4.0 OS	3.8	
Frequency															
(5) Totally agree	402	51	32	43	23	41	31	72	27	15	25	13	17	12	
(4) Somewhat agree	474	40	50	45	21	34	38	90	47	20	38	14	23	15	
(3) Nor agree, nor disagree	188	20	24	21	6	13	19	34	18	6	8	6	9	5	
(2) Somewhat disagree	158	15	6	12	9	13	32	23	17	7	16	2	1	6	
(1) Totally disagree	78	5	5	10	6	3	11	16	8	4	4	4	2	1	
TOP 2 BOX (4, 5)	876	90	82	88	45	75	68	162	75	35	63	27	40	27	
BOT 2 BOX (1, 2)	235	20	11	22	15	16	42	39	25	11	20	6	3	7	
Unweighted Base	1300	131	119	128	61	103	130	251	115	46	91	36	53	36	
Weighted Base	1300	130	117	130	65	104	130	234	117	52	91	39	52	39	

Notes

Z-test = Significant Level 95% - Examined Columns LMNOPQRSTUUVWX.

** Significantly higher than > 5 police areas.

Q14. How much do you agree that the PR Police Officers provide their public security services to all citizens free of discrimination?

Table 14.3*Level of Agreement that the PR Police Officers Provide Them Public Security Services to All Citizens Free of Discrimination*

	GROUPS OR SECTORS OF SOCIETY DISCRIMINATED								
	Discriminate	Sexual Orientation	Gender	Disability	Ethnic Origin	Religion	Political Ideology	Nationality	Not Discriminate
Z-test	(A)	(B)	(C)	(D)	(E)	(F)	(G)	(H)	(I)
(5) Totally agree	20.9	21.5 CDEFG	15.9	13.9	14.8	13.9	15.8	18.9	43.6 A
(4) Somewhat agree	37.2	33.6	33.2	31.1	27.7	31.0	29.9	28.8	35.5
(3) Nor agree, nor disagree	15.3	15.0	16.4	18.8	18.1	23.2 BC	21.0	21.0	13.5
(2) Somewhat disagree	18.4 I	20.5	22.8	24.1	27.6 BH	26.9 BH	22.9	21.4	4.2
(1) Totally disagree	8.2	9.4	11.7	12.0	11.7	5.0	10.3	9.9	3.2
TOP 2 BOX (4, 5)	58.1	55.1 DEFG	49.1	45.0	42.5	44.9	45.8	47.7	79.1 A
BOT 2 BOX (1, 2)	26.7 I	30.0	34.5	36.2	39.4	31.9	33.3	31.3	7.4
AVERAGE	3.4	3.4	3.2	3.1	3.1	3.2	3.2	3.3	4.1 A
Frequency									
(5) Totally agree	151	86	47	18	28	18	48	49	251
(4) Somewhat agree	270	135	98	40	53	39	90	75	204
(3) Nor agree, nor disagree	110	60	49	24	34	29	63	55	78
(2) Somewhat disagree	134	82	68	31	53	34	69	56	24
(1) Totally disagree	60	38	35	16	22	6	31	26	18
TOP 2 BOX (4, 5)	421	221	145	58	81	57	138	124	456
BOT 2 BOX (1, 2)	193	120	102	47	75	41	100	81	42
Unweighted Base	746	414	310	138	197	135	309	270	554
Weighted Base	724	401	296	130	190	127	301	260	576

Notes

Z-test = Significant Level 95% - Examined Columns A, BCDEFGH.

Q14. How much do you agree that the PR Police Officers provide their public security services to all citizens free of discrimination?

Two out of three respondents exhibit some level of agreement that PRPD officers do provide public security services to all citizens free of discrimination.

- This agreement increases the lower the SEL. In terms of disagreement, the highest levels are observed among Caguas residents (where one-third disagree to some extent).

TCA COMMUNITY SURVEY

49

Table 15.1*Level of Confidence that Citizens Can Interact with the PR Police Officers and Not Suffer from Any Kind of Discrimination*

	TOTAL	AGE					GENDER		SEL			REFORM	
		18 - 24 years	25 - 34 years	35 - 44 years	45 - 59 years	60 years or more	Female	Male	SEL A/B	SEL C	SEL D/E	Reform Knowledge	No Reform Knowledge
Percentage (%)													
<i>Z-test</i>		(B)	(C)	(D)	(E)	(F)	(G)	(H)	(I)	(J)	(K)	(Y)	(Z)
(4) Very confident	31.3	21.0	28.4	35.0	30.5	35.6	33.1	29.4	26.1	32.5	32.5	33.9	26.8
(3) Somewhat confident	39.5	48.3	41.6	37.3	37.4	38.0	38.6	40.6	44.3	36.9	39.8	40.2	38.4
(2) Somewhat distrustful	19.9	20.2	19.3	18.6	23.9	17.7	19.0	21.0	19.8	21.8	18.3	17.7	24.0
(1) Very distrustful	7.2	6.3	6.6	8.1	6.4	8.0	7.2	7.3	8.6	6.9	6.9	7.3	7.1
Don't know	2.0	4.2	4.1	0.9	1.8	0.7	2.2	1.7	1.2	1.9	2.4	1.0	3.7
TOP 2 BOX (3, 4)	70.9	69.3	70.0	72.3	67.8	73.5	71.7	69.9	70.4	69.4	72.3	74.0	65.2
BOT 2 BOX (1, 2)	27.2	26.5	25.9	26.7	30.4	25.8	26.1	28.3	28.4	28.7	25.3	25.0	31.1
AVERAGE	3.0	2.9	3.0	3.0	2.9	3.0	3.0	2.9	2.9	3.0	3.0	3.0	2.9
Frequency													
(4) Very confident	408	33	57	70	97	150	229	178	61	161	186	282	125
(3) Somewhat confident	514	76	84	75	119	160	268	246	104	182	228	334	180
(2) Somewhat distrustful	259	32	39	37	76	75	131	128	46	108	105	147	112
(1) Very distrustful	94	10	13	16	20	34	50	44	20	34	40	61	33
Don't know	26	7	8	2	6	3	15	11	3	9	14	8	17
TOP 2 BOX (3, 4)	921	109	141	145	216	310	497	425	165	343	414	616	305
BOT 2 BOX (1, 2)	353	42	52	54	97	109	181	172	66	142	145	208	145
Unweighted Base	1300	164	233	221	375	307	701	599	213	515	572	817	483
Weighted Base	1300	158	201	201	318	422	693	607	234	494	572	832	468

Notes

Z-test = Significant Level 95% - Examined Columns BCDEF, GH, UK, YZ.

Q15. How confident do you feel that you can interact with the PR Police Officers and not suffer from any kind of discrimination?

TCA COMMUNITY SURVEY

50

Table 15.2*Level of Confidence that Citizens Can Interact with the PR Police Officers and Not Suffer from Any Kind of Discrimination*

	TOTAL	POLICE AREA												
	San Juan	Arecibo	Ponce	Humacao	Mayagüez	Caguas	Bayamón	Carolina	Guayama	Aguadilla	Utuado	Fajardo	Aibonito	
	Percentage (%)													
<i>Z-test</i>	(L)	(M)	(N)	(O)	(P)	(Q)	(R)	(S)	(T)	(U)	(V)	(W)	(X)	
(4) Very confident	31.3	41.2 OQS	30.3	37.7 QS	25.5	39.6 QS	19.3	31.1 QS	20.2	34.9 Q	34.0 QS	31.7	37.7 QS	23.2
(3) Somewhat confident	39.5	35.0	45.4	38.3	41.1	37.1	40.7	38.3	41.4	30.8	40.8	45.2	35.9	50.4
(2) Somewhat distrustful	19.9	16.2	18.2	15.5	19.2	17.6	24.9	21.9	24.9	22.7	22.2	14.8	17.7	15.5
(1) Very distrustful	7.2	4.9	4.9	5.7	12.6 PU	2.6	11.7 PU	7.6	11.2 PU	8.5	3.0	8.3	5.0	10.8
Don't know	2.0	2.6	1.2	2.8	1.6	3.1	3.4	1.0	2.4	3.0	—	—	3.7	—
TOP 2 BOX (3, 4)	70.9	76.2 QS	75.7 QS	76.0 QS	66.6	76.7 QS	60.0	69.5	61.5	65.7	74.9 QS	77.0	73.6	73.6
BOT 2 BOX (1, 2)	27.2	21.2	23.1	21.2	31.9	20.2	36.6 LMNP	29.5	36.1 LMNP	31.3	25.1	23.0	22.7	26.4
AVERAGE	3.0	3.2 OQRS	3.0 QS	3.1 OQS	2.8	3.2 OQRS	2.7	2.9 QS	2.7	3.0	3.1 QS	3.0	3.1 QS	2.9
	Frequency													
(4) Very confident	408	54	35	49	17	41	25	73	24	18	31	12	20	9
(3) Somewhat confident	514	46	53	50	27	39	53	90	48	16	37	18	19	20
(2) Somewhat distrustful	259	21	21	20	12	18	32	51	29	12	20	6	9	6
(1) Very distrustful	94	6	6	7	8	3	15	18	13	4	3	3	3	4
Don't know	26	3	1	4	1	3	4	2	3	2	—	—	2	—
TOP 2 BOX (3, 4)	921	99	89	99	43	80	78	163	72	34	68	30	38	29
BOT 2 BOX (1, 2)	353	28	27	28	21	21	48	69	42	16	23	9	12	10
Unweighted Base	1300	131	119	128	61	103	130	251	115	46	91	36	53	36
Weighted Base	1300	130	117	130	65	104	130	234	117	52	91	39	52	39

Notes

Z-test = Significant Level 95% - Examined Columns LMNOPQRSTUUVWX.

** Significantly higher than > 5 police areas.

Q15. How confident do you feel that you can interact with the PR Police Officers and not suffer from any kind of discrimination?

Table 15.3*Level of Confidence that Citizens Can Interact with the PR Police Officers and Not Suffer from Any Kind of Discrimination*

	GROUPS OR SECTORS OF SOCIETY DISCRIMINATED								
	Discriminate	Sexual Orientation	Gender	Disability	Ethnic Origin	Religion	Political Ideology	Nationality	Not Discriminate
	Percentage (%)								
Z-test	(A)	(B)	(C)	(D)	(E)	(F)	(G)	(H)	(I)
(4) Very confident	20.6	17.8 EFH	13.2	12.9	10.7	10.8	17.6	11.6	44.9 A
(3) Somewhat confident	41.0 I	40.5 F	39.4	32.1	37.4	30.9	35.6	39.8	37.7
(2) Somewhat distrustful	26.6	30.0	33.4	41.6 B	34.7	40.1 B	32.7	32.6	11.5
(1) Very distrustful	10.3 I	10.8	13.2	12.7	15.7	15.9	12.7	13.6	3.3
Don't know	1.5	0.9	0.9	0.7	1.5	2.2	1.3	2.4	2.6
TOP 2 BOX (3,4)	61.6	58.3 DEF	52.6	44.9	48.1	41.7	53.2	51.4	82.6 A
BOT 2 BOX (1, 2)	37.0 B	40.8	46.6	54.4	50.4	56.0 B	45.5	46.1	14.8
AVERAGE	2.7	2.7	2.5	2.5	2.4	2.4	2.6	2.5	3.3 A
	Frequency								
(4) Very confident	149	71	39	17	20	14	53	30	259
(3) Somewhat confident	297	162	117	42	71	39	107	103	217
(2) Somewhat distrustful	193	120	99	54	66	51	99	85	66
(1) Very distrustful	75	43	39	17	30	20	38	35	19
Don't know	11	4	3	1	3	3	4	6	15
TOP 2 BOX (3, 4)	446	234	156	58	91	53	160	134	475
BOT 2 BOX (1, 2)	268	163	138	71	96	71	137	120	85
Unweighted Base	746	414	310	138	197	135	309	270	554
Weighted Base	724	401	296	130	190	127	301	260	576

Notes

Z-test = Significant Level 95% - Examined Columns A, BCDEFGH.

Q15. How confident do you feel that you can interact with the PR Police Officers and not suffer from any kind of discrimination?

Seven out of ten residents feel that citizens can interact with police officers and not suffer any kind of discrimination.

- Distrust levels are a bit higher among Caguas and Carolina residents.

TCA COMMUNITY SURVEY

52

Table 16.1*Groups or Sectors of Society that Are Discriminated Against By PR Police Officers*

	TOTAL	AGE					GENDER		SEL			REFORM	
		18 - 24 years	25 - 34 years	35 - 44 years	45 - 59 years	60 years or more	Female	Male	SEL A/B	SEL C	SEL D/E	Reform Knowledge	No Reform Knowledge
Percentage (%)													
Z-test		(B)	(C)	(D)	(E)	(F)	(G)	(H)	(I)	(J)	(K)	(Y)	(Z)
Sexual orientation	31.0	39.0 F	37.0 F	31.0 F	34.0 F	22.0	32.0	29.0	30.0	29.0	33.0	33.0	28.0
Gender	23.0	32.0 DF	34.0 DEF	23.0 F	24.0 F	13.0	22.0	24.0	23.0	23.0	22.0	22.0	24.0
Political ideology	23.0	32.0 F	24.0 F	26.0 F	26.0 F	16.0	21.0	26.0 G	26.0	21.0	24.0	22.0	25.0
Country of birth / Nationality	20.0	30.0 DF	22.0 F	20.0 F	26.0 F	11.0	17.0	24.0 G	25.0	19.0	19.0	19.0	22.0
Ethnic origin	15.0	27.0 DEF	19.0 DF	12.0	15.0 F	8.0	12.0	18.0 G	17.0	12.0	16.0	14.0	15.0
Disability	10.0	17.0 EF	11.0 F	14.0 F	10.0 F	5.0	10.0	10.0	7.0	8.0	13.0 J	10.0	10.0
Religion	10.0	20.0 DEF	14.0 F	10.0 F	12.0 F	2.0	7.0	13.0 G	12.0 J	6.0	12.0 J	8.0	13.0 Y
None of the groups	44.0	30.0	36.0	42.0 B	38.0	59.0 BCDE	43.0	46.0	48.0	43.0	44.0	43.0	46.0
Frequency													
Sexual orientation	401	62	75	61	109	93	225	175	69	145	186	271	129
Political ideology	301	50	48	53	83	67	143	158	61	105	135	182	119
Gender	296	51	68	46	77	55	153	143	55	113	128	184	112
Country of birth / Nationality	260	47	45	40	81	47	116	144	57	91	111	158	101
Ethnic origin	190	43	39	24	49	36	81	109	41	60	90	120	70
Disability	130	27	23	28	32	20	70	60	17	39	74	84	46
Religion	127	31	27	20	39	10	51	76	29	30	68	66	61
None of the groups	576	47	71	85	122	250	295	280	111	214	250	361	215
Unweighted Base	1300	164	233	221	375	307	701	599	213	515	572	817	483
Weighted Base	1300	158	201	201	318	422	693	607	234	494	572	832	468

Notes

Z-test = Significant Level 95% - Examined Columns BCDEF, GH, IJK, YZ.

Q16. Comparing the specific groups or sectors of society that are discriminated against in the general population, which of those groups or sectors do you think are discriminated against by PR Police Officers, if any?

Table 16.2*Groups or Sectors of Society that Are Discriminated Against By PR Police Officers*

	TOTAL						POLICE AREA								
	San Juan	Arecibo	Ponce	Humacao	Mayagüez	Caguas	Bayamón	Carolina	Guayama	Aguadilla	Utuado	Fajardo	Aibonito		
	Percentage (%)														
Z-test	(L)	(M)	(N)	(O)	(P)	(Q)	(R)	(S)	(T)	(U)	(V)	(W)	(X)		
Sexual orientation	31.0	29.0	19.0	26.0	30.0	25.0	38.0	34.0	40.0	39.0	22.0	27.0	36.0	41.0	
							MNPU	MU	MNPU	MU			M	MU	
Gender	23.0	22.0	11.0	18.0	22.0	16.0	36.0	21.0	31.0	25.0	18.0	21.0	31.0	36.0	
		M					**	M	MNPRU	M			MP	MNPRU	
Political ideology	23.0	21.0	13.0	16.0	23.0	21.0	30.0	23.0	30.0	27.0	29.0	28.0	21.0	27.0	
							MN	M	MN	M	MN	M			
Country of birth / Nationality	20.0	26.0	5.0	12.0	16.0	12.0	35.0	18.0	40.0	19.0	11.0	10.0	22.0	30.0	
		**			M		**	M	**	M			M	MNPUV	
Ethnic origin	15.0	14.0	9.0	17.0	6.0	13.0	17.0	13.0	22.0	13.0	15.0	14.0	10.0	28.0	
							O		MOR					MOPRW	
Disability	10.0	11.0	7.0	9.0	9.0	6.0	18.0	8.0	12.0	9.0	8.0	11.0	13.0	11.0	
							MNPRU								
Religion	10.0	5.0	4.0	6.0	9.0	8.0	21.0	7.0	15.0	15.0	8.0	19.0	8.0	19.0	
							**		LMNR	LM		LMNR		LMNR	
None of the groups	44.0	46.0	70.0	55.0	51.0	50.0	36.0	39.0	30.0	38.0	43.0	36.0	34.0	34.0	
		S	**	QRSWX	S	QS									
	Frequency														
Sexual orientation	401	37	22	34	19	26	50	79	47	20	20	10	19	16	
Political ideology	301	28	16	21	15	22	39	53	35	14	26	11	11	10	
Gender	296	29	13	24	14	17	47	48	36	13	16	8	16	14	
Country of birth / Nationality	260	34	6	15	11	13	45	41	47	10	10	4	12	12	
Ethnic origin	190	18	10	22	4	14	23	31	26	7	14	6	5	11	
Disability	130	14	8	12	6	6	24	19	15	5	7	4	7	4	
Religion	127	7	4	7	6	8	27	16	17	8	7	7	4	7	
None of the groups	576	60	82	71	33	52	47	92	35	20	39	14	18	13	
Unweighted Base	1300	131	119	128	61	103	130	251	115	46	91	36	53	36	
Weighted Base	1300	130	117	130	65	104	130	234	117	52	91	39	52	39	

Notes

Z-test = Significant Level 95% - Examined Columns LMNOPQRSTUUVWX.

** Significantly higher than > 5 police areas.

Q16. Comparing the specific groups or sectors of society that are discriminated against in the general population, which of those groups or sectors do you think are discriminated against by PR Police Officers, if any?

At least two out of ten respondents feel that discrimination by police officers occurs due to sexual orientation, gender, political ideology, and nationality. Overall, around 56% of respondents feel there is at least one group that is discriminated against.

- Mentions of discrimination occurring are higher among the younger age groups, Males and residents of Caguas and Carolina.

TCA COMMUNITY SURVEY

Table 17.1

PR Police Officers Provide the LGBTIQ+ Community with Public Security Services in the Same Way that Provide them to Citizens in General

	TOTAL	AGE					GENDER		SEL			REFORM	
		18 - 24 years	25 - 34 years	35 - 44 years	45 - 59 years	60 years or more	Female	Male	SEL A/B	SEL C	SEL D/E	Reform Knowledge	No Reform Knowledge
		Percentage (%)											
Z-test		(B)	(C)	(D)	(E)	(F)	(G)	(H)	(I)	(J)	(K)	(Y)	(Z)
Yes	47.0	41.0	43.0	50.0	42.0	53.0 BCE	45.0	49.0	47.0	46.0	47.0	48.0	44.0
No	32.0	38.0 F	33.0	32.0	37.0 F	26.0	33.0	31.0	31.0	32.0	32.0	33.0	30.0
Don't know	21.0	21.0	24.0	18.0	21.0	21.0	22.0	20.0	22.0	22.0	21.0	19.0	26.0 Y
		Frequency											
Yes	608	64	86	99	134	225	310	299	111	228	270	402	206
No	416	60	66	65	116	109	228	189	72	159	185	276	140
Don't know	275	33	49	37	68	88	156	120	51	107	117	154	121
Unweighted Base	1300	164	233	221	375	307	701	599	213	515	572	817	483
Weighted Base	1300	158	201	201	318	422	693	607	234	494	572	832	468

Notes

Z-test = Significant Level 95% - Examined Columns BCDEF, GH, IJK, YZ.

Q17. According to your perception, do you consider that the PR Police Officers provide the LGBTIQ+ community (lesbian, gay, bisexual, transsexual and queer) with public security services in the same way that they provide them to citizens in general?

Table 17.2

PR Police Officers Provide the LGBTIQ+ Community with Public Security Services in the Same Way that Provide them to Citizens in General

	TOTAL	POLICE AREA												
		San Juan	Arecibo	Ponce	Humacao	Mayagüez	Caguas	Bayamón	Carolina	Guayama	Aguadilla	Utuaodo	Fajardo	Aibonito
		Percentage (%)												
Z-test		(L)	(M)	(N)	(O)	(P)	(Q)	(R)	(S)	(T)	(U)	(V)	(W)	(X)
Yes	47.0	44.0	70.0 **	55.0 QRST	44.0	50.0 S	40.0	43.0	36.0	36.0	53.0 QS	45.0	42.0	44.0
No	32.0	28.0 M	11.0	29.0 M	40.0 MPU	25.0 M	49.0 **	34.0 MU	40.0 MPU	43.0 MPU	23.0 M	31.0 M	31.0 M	37.0 M
Don't know	21.0	28.0 NQ	19.0	16.0	16.0	25.0 Q	11.0	23.0 Q	24.0 Q	21.0	24.0 Q	24.0	27.0 Q	19.0
		Frequency												
Yes	608	57	82	71	29	52	51	101	41	19	48	17	22	17
No	416	37	12	38	26	26	64	80	47	22	20	12	16	14
Don't know	275	36	22	21	10	26	15	53	28	11	22	9	14	7
Unweighted Base	1300	131	119	128	61	103	130	251	115	46	91	36	53	36
Weighted Base	1300	130	117	130	65	104	130	234	117	52	91	39	52	39

Notes

Z-test = Significant Level 95% - Examined Columns LMNOPQRSTUUVWX.

** Significantly higher than > 5 police areas.

Q17. According to your perception, do you consider that the PR Police Officers provide the LGBTIQ+ community (lesbian, gay, bisexual, transsexual and queer) with public security services in the same way that they provide them to citizens in general?

Table 17.3*PR Police Officers Provide the LGBTIQ+ Community with Public Security Services in the Same Way that Provide them to Citizens in General*

	GROUPS OR SECTORS OF SOCIETY DISCRIMINATED								
	Discriminate	Sexual Orientation	Gender	Disability	Ethnic Origin	Religion	Political Ideology	Nationality	Not Discriminate
Z-test	(A)	(B)	(C)	(D)	(E)	(F)	(G)	(H)	(I)
Yes	26.0	15.0	16.0	20.0	18.0	23.0	27.0 BCEH	19.0	73.0 A
No	52.0 I	65.0 G	65.0 G	65.0 G	62.0	61.0	56.0	62.0	6.0
Don't know	22.0	20.0	19.0	15.0	20.0	16.0	17.0	19.0	21.0
Frequency									
Yes	186	60	48	26	34	28	81	49	422
No	381	259	191	85	118	78	168	161	35
Don't know	158	82	57	19	38	21	52	49	118
Unweighted Base	746	414	310	138	197	135	309	270	554
Weighted Base	724	401	296	130	190	127	301	260	576

NotesZ-test = Significant Level 95% - Examined Columns **A**, **BCDEFGH**.

Q17. According to your perception, do you consider that the PR Police Officers provide the LGBTIQ+ community (lesbian, gay, bisexual, transsexual and queer) with public security services in the same way that they provide them to citizens in general?

Nearly half of the interviewed community members indicated that they believe that the police officers provide public security to the LGBTIQ+ community in the same way as the general public. Around one-third of respondents however indicate that they do not provide the same service to the LGBTIQ+ community.

- There is a higher Yes response among 60+ year old and residents and residents of Arecibo, Ponce and Aguadilla.

TCA COMMUNITY SURVEY

Table 18.1

Level of Agreement that the PR Police Put a Lot of Interest in Dealing With Hate Crimes

	TOTAL	AGE					GENDER		SEL			REFORM	
		18 - 24 years	25 - 34 years	35 - 44 years	45 - 59 years	60 years or more	Female	Male	SEL A/B	SEL C	SEL D/E	Reform Knowledge	No Reform Knowledge
Percentage (%)													
<i>Z-test</i>		(B)	(C)	(D)	(E)	(F)	(G)	(H)	(I)	(J)	(K)	(Y)	(Z)
(5) Totally agree	21.7	15.7	18.1	25.6	21.4	24.1	23.0	20.3	16.0	23.9	22.2	24.2	17.3
(4) Somewhat agree	27.1	25.2	23.4	25.5	28.0	29.5	27.0	27.2	20.7	26.5	30.2	28.6	24.3
(3) Nor agree, nor disagree	19.5	25.4	22.7	20.2	22.9	13.0	20.0	19.0	15.6	21.2	19.8	18.0	22.2
(2) Somewhat disagree	13.6	18.3	15.2	14.2	13.0	11.1	13.0	14.2	18.1	11.8	13.2	12.0	16.4
(1) Totally disagree	11.0	10.3	10.6	8.2	9.1	14.2	8.6	13.8	22.5	9.9	7.3	12.9	7.7
Don't know	7.1	5.2	9.9	6.2	5.5	8.1	8.4	5.5	7.1	6.7	7.4	4.2	12.1
TOP 2 BOX (4, 5)	48.8	40.9	41.6	51.2	49.5	53.6	50.0	47.4	36.7	50.4	52.4	52.8	41.6
BOT 2 BOX (1, 2)	24.6	28.6	25.7	22.4	22.2	25.4	21.5	28.0	40.6	21.8	20.5	24.9	24.0
AVERAGE	3.4	3.2	3.3	3.5	3.4	3.4	3.5	3.3	2.9	3.5	3.5	3.4	3.3
Frequency													
(5) Totally agree	283	25	36	52	68	102	160	123	37	118	127	202	81
(4) Somewhat agree	352	40	47	51	89	125	187	165	49	131	173	238	114
(3) Nor agree, nor disagree	254	40	46	41	73	55	139	115	36	105	113	150	104
(2) Somewhat disagree	176	29	30	29	41	47	90	86	42	58	75	100	77
(1) Totally disagree	143	16	21	17	29	60	59	84	53	49	42	107	36
Don't know	92	8	20	12	17	34	58	34	17	33	42	35	57
TOP 2 BOX (4, 5)	635	65	84	103	157	226	347	288	86	249	300	440	195
BOT 2 BOX (1, 2)	319	45	52	45	70	107	149	170	95	107	117	207	112
Unweighted Base	1300	164	233	221	375	307	701	599	213	515	572	817	483
Weighted Base	1300	158	201	201	318	422	693	607	234	494	572	832	468

Notes

Z-test = Significant Level 95% - Examined Columns BCDEF, GH, IJK, YZ.

Q18. How much do you agree that the PR Police puts a lot of interest in dealing with Hate Crimes?

TCA COMMUNITY SURVEY

Table 18.2

Level of Agreement that the PR Police Put a Lot of Interest in Dealing With Hate Crimes

	TOTAL	POLICE AREA													
	San Juan	Arecibo	Ponce	Humacao	Mayagüez	Caguas	Bayamón	Carolina	Guayama	Aguadilla	Utuado	Fajardo	Aibonito		
Z-test	(L)	(M)	(N)	(O)	(P)	(Q)	(R)	(S)	(T)	(U)	(V)	(W)	(X)		
(5) Totally agree	21.7	23.3	15.6	24.1	18.9	25.2	19.4	25.0	15.5	23.1	19.0	20.7	29.7	24.6	
(4) Somewhat agree	27.1	26.9	23.8	31.7	35.2	25.0	22.5	30.1	27.2	28.5	23.7	32.8	19.1	21.5	
(3) Nor agree, nor disagree	19.5	19.0	10.9	25.6	14.0	28.0	15.5	15.8	23.0	11.1	25.4	21.9	17.4	37.8	
(2) Somewhat disagree	13.6	11.3	11.7	11.2	7.3	12.3	20.7	12.1	16.6	20.1	15.7	9.5	18.2	7.8	
(1) Totally disagree	11.0	9.9	31.6	3.9	14.4	3.3	15.4	10.4	6.6	10.4	7.2	10.8	7.7	8.3	
Don't know	7.1	9.6	6.5	3.6	10.2	6.2	6.4	6.6	11.1	6.8	9.0	4.3	7.8	—	
TOP 2 BOX (4, 5)	48.8	50.2	39.3	55.8	54.1	50.2	41.9	55.1	42.7	51.7	42.7	53.5	48.8	46.1	
BOT 2 BOX (1, 2)	24.6	21.2	43.3	15.1	21.8	15.6	36.1	22.5	23.2	30.4	22.9	20.3	26.0	16.1	
AVERAGE	3.4	3.5	2.8	3.6	3.4	3.6	3.1	3.5	3.3	3.4	3.4	3.5	3.5	3.5	
		M		MQ	M	MQ		MQ	M	M	M	M	M	M	
	Frequency														
(5) Totally agree	283	30	18	31	12	26	25	59	18	12	17	8	15	10	
(4) Somewhat agree	352	35	28	41	23	26	29	70	32	15	22	13	10	8	
(3) Nor agree, nor disagree	254	25	13	33	9	29	20	37	27	6	23	9	9	15	
(2) Somewhat disagree	176	15	14	15	5	13	27	28	19	10	14	4	9	3	
(1) Totally disagree	143	13	37	5	9	3	20	24	8	5	7	4	4	3	
Don't know	92	12	8	5	7	6	8	15	13	4	8	2	4	—	
TOP 2 BOX (4, 5)	635	65	46	73	35	52	54	129	50	27	39	21	25	18	
BOT 2 BOX (1, 2)	319	28	51	20	14	16	47	53	27	16	21	8	14	6	
Unweighted Base	1300	131	119	128	61	103	130	251	115	46	91	36	53	36	
Weighted Base	1300	130	117	130	65	104	130	234	117	52	91	39	52	39	

Notes

Z-test = Significant Level 95% - Examined Columns LMNOPQRSTUUVWX.

** Significantly higher than > 5 police areas.

Q18. How much do you agree that the PR Police puts a lot of interest in dealing with Hate Crimes?

Table 18.3*Level of Agreement that the PR Police Put a Lot of Interest in Dealing With Hate Crimes*

	GROUPS OR SECTORS OF SOCIETY DISCRIMINATED								
	Discriminate	Sexual Orientation	Gender	Disability	Ethnic Origin	Religion	Political Ideology	Nationality	Not Discriminate
Z-test	(A)	(B)	(C)	(D)	(E)	(F)	(G)	(H)	(I)
(5) Totally agree	13.7	11.0	10.7	8.3	10.2	9.5	13.5	12.1	31.8
(4) Somewhat agree	26.4	23.6	21.2	19.1	14.3	21.1	18.4	20.4	27.8
(3) Nor agree, nor disagree	21.9	22.2	22.1	20.6	28.7	23.9	22.2	23.4	16.6
(2) Somewhat disagree	19.8	22.6	23.0	22.8	18.1	25.1	23.0	23.2	5.8
(1) Totally disagree	13.1	16.6	19.0	22.1	23.4	14.0	18.2	16.2	8.3
Don't know	5.0	4.0	4.0	7.1	5.4	6.4	4.7	4.8	9.6
TOP 2 BOX (4, 5)	40.2	34.6	31.9	27.4	24.5	30.6	31.9	32.5	59.7
BOT 2 BOX (1, 2)	32.9	39.2	42.0	44.8	41.4	39.0	41.3	39.4	14.1
AVERAGE	3.1	2.9	2.8	2.7	2.7	2.9	2.9	2.9	3.8
	Frequency								
(5) Totally agree	99	44	32	11	19	12	41	31	183
(4) Somewhat agree	192	95	63	25	27	27	55	53	160
(3) Nor agree, nor disagree	159	89	66	27	55	30	67	61	95
(2) Somewhat disagree	143	91	68	30	34	32	69	60	33
(1) Totally disagree	95	67	56	29	44	18	55	42	48
Don't know	36	16	12	9	10	8	14	13	56
TOP 2 BOX (4, 5)	291	139	94	36	47	39	96	84	344
BOT 2 BOX (1, 2)	238	157	124	58	79	50	124	102	81
Unweighted Base	746	414	310	138	197	135	309	270	554
Weighted Base	724	401	296	130	190	127	301	260	576

Notes

Z-test = Significant Level 95% - Examined Columns A, BCDEFGH.

Q18. How much do you agree that the PR Police puts a lot of interest in dealing with Hate Crimes?

Around half of the interviewees exhibit some degree of agreement that the PRPD puts a lot of interest in dealing with hate crimes. Only one out of four indicate this is not the case.

- Agreement with this statement is higher among the 35+ age range, the C and D/E SEL groups, and residents of Ponce and Bayamon.

TCA COMMUNITY SURVEY

Table 19.1
Frequency of Respondents Having Received Discriminatory Treatment From PR Police Officers

	TOTAL	AGE					GENDER		SEL			REFORM	
		18 - 24 years	25 - 34 years	35 - 44 years	45 - 59 years	60 years or more	Female	Male	SEL A/B	SEL C	SEL D/E	Reform Knowledge	No Reform Knowledge
Percentage (%)													
<i>Z-test</i>		(B)	(C)	(D)	(E)	(F)	(G)	(H)	(I)	(J)	(K)	(Y)	(Z)
Always	3.0	4.0	6.0 E	5.0 E	2.0	2.0	4.0	3.0	5.0 J	1.0	5.0 J	4.0	2.0
Sometimes	28.0	28.0	31.0	35.0	25.0	25.0	24.0	33.0 G	30.0	30.0	26.0	30.0	25.0
Never	69.0	68.0	63.0	60.0	73.0 CD	73.0 D	72.0 H	64.0	65.0	69.0	69.0	66.0	73.0
Frequency													
Always	24	4	8	6	3	3	14	9	6	3	15	19	4
Sometimes	205	31	41	40	50	43	97	108	36	85	84	141	64
Never	495	75	81	69	144	126	286	209	80	192	222	311	184
Unweighted Base	746	115	150	128	229	124	412	334	118	295	333	479	267
Weighted Base	724	111	130	116	196	173	398	327	123	280	322	471	253

Notes
Z-test = Significant Level 95% - Examined Columns BCDEF, GH, IJK, YZ.
Base: Among those who think that any groups or sectors are discriminated against by PR Police officers.
Q19. How frequently have you received discriminatory treatment from PR Police Officers?

Table 19.2
Frequency of Respondents Having Received Discriminatory Treatment From PR Police Officers

	TOTAL	POLICE AREA													
		San Juan	Arecibo	Ponce	Humacao	Mayagüez	Caguas	Bayamón	Carolina	Guayama	Aguadilla	Utua	Fajardo	Aibonito	
Percentage (%)															
<i>Z-test</i>		(L)	(M)	(N)	(O)	(P)	(Q)	(R)	(S)	(T)	(U)	(V)	(W)	(X)	
Always	3.0	9.0 NQRU	4.0	—	3.0	3.0	1.0	2.0	2.0	6.0	—	13.0	4.0	4.0	
Sometimes	28.0	31.0 M	13.0	30.0 M	18.0	22.0	35.0 M	32.0 M	28.0	26.0	24.0	25.0	27.0	45.0	
Never	69.0	60.0 LQR	83.0	70.0	79.0	75.0	64.0	66.0	70.0	68.0	76.0	62.0	69.0	51.0	
Frequency															
Always	24	6	1	—	1	2	1	3	2	2	—	3	1	1	
Sometimes	205	22	4	18	6	11	29	45	23	9	13	6	9	12	
Never	495	43	29	41	26	39	53	94	58	22	39	15	24	13	
Unweighted Base	746	74	44	60	32	53	85	154	81	30	51	23 [^]	35	24 [^]	
Weighted Base	724	70	35	59	32	52	83	142	82	32	52	25 [^]	34	26 [^]	

Notes
Z-test = Significant Level 95% - Examined Columns LMNOPQRSTUUVWX.
** Significantly higher than > 5 police areas.
[^]Base too small for analysis (Less than 30 cases). Information to be used only directionally.
Base: Among those who think that any groups or sectors are discriminated against by PR Police officers.
Q19. How frequently have you received discriminatory treatment from PR Police Officers?

Table 19.3*Frequency of Respondents Having Received Discriminatory Treatment From PR Police Officers*

	GROUPS OR SECTORS OF SOCIETY DISCRIMINATED							
	Discriminate	Sexual Orientation	Gender	Disability	Ethnic Origin	Religion	Political Ideology	Nationality
	Percentage (%)							
Z-test	(A)	(B)	(C)	(D)	(E)	(F)	(G)	(H)
Always	3.0	4.0	4.0	7.0	4.0	6.0	3.0	2.0
Sometimes	28.0	28.0	31.0	35.0	31.0	35.0	33.0	35.0
Never	69.0	68.0	65.0	58.0	65.0	59.0	64.0	63.0
		D						
	Frequency							
Always	24	15	13	10	7	8	10	7
Sometimes	205	114	91	45	60	44	100	90
Never	495	271	193	75	123	75	191	163
Unweighted Base	746	414	310	138	197	135	309	270
Weighted Base	724	401	296	130	190	127	301	260

NotesZ-test = Significant Level 95% - Examined Columns **A**, **BCDEFGH**.

Base: Among those who think that any groups or sectors are discriminated against by PR Police officers.

Q19. How frequently have you received discriminatory treatment from PR Police Officers?

Two-thirds of respondents have never received discriminatory treatment by PRPD officers.

Almost all that have received discriminatory treatment indicate that it is sometimes.

- The never received discriminatory incidence treatment is higher among respondents age 45+, Females and residents of Arecibo and Humacao.

TCA COMMUNITY SURVEY

61

Table 20.1*Level of Agreement that Some PR Police Officers Who Belong to Discriminated Groups or Sectors in PR Are Afraid to Report a Crime for Fear of Reprisals*

	TOTAL	AGE					GENDER		SEL			REFORM	
		18 - 24 years	25 - 34 years	35 - 44 years	45 - 59 years	60 years or more	Female	Male	SEL A/B	SEL C	SEL D/E	Reform Knowledge	No Reform Knowledge
Percentage (%)													
Z-test		(B)	(C)	(D)	(E)	(F)	(G)	(H)	(I)	(J)	(K)	(Y)	(Z)
(5) Totally agree	36.8	34.3	39.6	35.6	35.3	38.8	37.8	35.7	43.6	37.1	34.0	37.6	35.4
(4) Somewhat agree	37.2	37.7	32.0	39.3	38.7	37.8	37.6	36.8	33.5	40.0	36.3	38.5	34.9
(3) Nor agree, nor disagree	12.8	13.6	16.7	17.4	10.8	8.4	13.6	11.8	13.2	13.8	11.7	12.0	14.2
(2) Somewhat disagree	5.8	5.3	5.3	4.1	5.6	7.9	4.7	7.1	4.1	3.3	8.5	3.9	9.3
(1) Totally disagree	2.8	1.5	3.0	1.5	4.0	3.2	1.5	4.5	2.5	2.1	3.6	2.9	2.7
Don't know	4.6	7.7	3.3	2.1	5.6	3.9	4.8	4.2	3.1	3.7	5.8	5.1	3.6
TOP 2 BOX (4, 5)	74.0	71.9	71.6	75.0	74.1	76.6	75.3	72.5	77.1	77.1	70.2	76.1	70.2
BOT 2 BOX (1, 2)	8.6	6.7	8.3	5.5	9.6	11.1	6.3	11.5	6.6	5.5	12.2	6.8	12.0
AVERAGE	4.0	4.1	4.0	4.1	4.0	4.1	4.1	4.0	4.2	4.1	3.9	4.1	3.9
Frequency													
(5) Totally agree	267	38	51	41	69	67	150	117	54	104	109	177	90
(4) Somewhat agree	270	42	42	46	76	65	149	120	41	112	117	181	88
(3) Nor agree, nor disagree	93	15	22	20	21	14	54	38	16	39	38	57	36
(2) Somewhat disagree	42	6	7	5	11	14	19	23	5	9	28	18	24
(1) Totally disagree	21	2	4	2	8	6	6	15	3	6	12	14	7
Don't know	33	9	4	2	11	7	19	14	4	10	19	24	9
TOP 2 BOX (4, 5)	536	80	93	87	145	132	300	237	95	216	226	359	178
BOT 2 BOX (1, 2)	63	7	11	6	19	19	25	38	8	15	39	32	30
Unweighted Base	746	115	150	128	229	124	412	334	118	295	333	479	267
Weighted Base	724	111	130	116	196	173	398	327	123	280	322	471	253

Notes

Z-test = Significant Level 95% - Examined Columns BCDEF, GH, IJK, YZ.

Base: Among those who think that any groups or sectors are discriminated against by PR Police officers.

Q20. How much do you agree that some PR Police Officers who belong to discriminated groups or sectors in Puerto Rico are afraid to report a crime for fear of reprisals?

TCA COMMUNITY SURVEY

Table 20.2

Level of Agreement that Some PR Police Officers Who Belong to Discriminated Groups or Sectors in PR Are Afraid to Report a Crime for Fear of Reprisals

	TOTAL	POLICE AREA													
		San Juan	Arecibo	Ponce	Humacao	Mayagüez	Caguas	Bayamón	Carolina	Guayama	Aguadilla	Utuado	Fajardo	Aibonito	
	Percentage (%)														
Z-test	(L)	(M)	(N)	(O)	(P)	(Q)	(R)	(S)	(T)	(U)	(V)	(W)	(X)		
(5) Totally agree	36.8	43.9 P	42.1	33.6	40.1	25.7	42.0	40.5	38.5	38.2	28.5	25.4	30.1	28.4	
(4) Somewhat agree	37.2	36.8	24.6	39.4	36.6	45.1 M	33.8	36.7	34.9	34.7	39.1	39.0	37.1	55.1	
(3) Nor agree, nor disagree	12.8	7.5	16.9	14.2	5.8	19.9 LQR	7.9	7.9	16.0	15.7	19.0	16.7	22.4	12.2	
(2) Somewhat disagree	5.8	4.3	5.4	7.2	6.1	5.9	9.4	7.0	4.3	3.4	1.7 R	10.5	5.2	—	
(1) Totally disagree	2.8	1.3	4.0	—	5.5	—	3.7	3.0	1.1	8.0	5.4	4.0	2.4	4.3	
Don't know	4.6	6.3	7.1	5.6	5.9	3.4	3.1	4.8	5.3	—	6.3	4.4	2.8	—	
TOP 2 BOX (4, 5)	74.0	80.7	66.6	73.0	76.6	70.8	75.8	77.2	73.4	72.9	67.6	64.4	67.2	83.5	
BOT 2 BOX (1, 2)	8.6	5.5	9.4	7.2	11.6	5.9	13.2	10.0	5.4	11.3	7.1	14.5	7.6	4.3	
AVERAGE	4.0	4.3	4.0	4.1	4.1	3.9	4.0	4.1	4.1	3.9	3.9	3.8	3.9	4.0	
	Frequency														
(5) Totally agree	267	31	15	20	13	13	35	57	32	12	15	6	10	7	
(4) Somewhat agree	270	26	9	23	12	23	28	52	29	11	20	10	13	14	
(3) Nor agree, nor disagree	93	5	6	8	2	10	7	11	13	5	10	4	8	3	
(2) Somewhat disagree	42	3	2	4	2	3	8	10	4	1	1	3	2	—	
(1) Totally disagree	21	1	1	—	2	—	3	4	1	3	3	1	1	1	
Don't know	33	4	3	3	2	2	3	7	4	—	3	1	1	—	
TOP 2 BOX (4, 5)	536	57	23	43	25	37	63	110	61	24	35	16	23	22	
BOT 2 BOX (1, 2)	63	4	3	4	4	3	11	14	4	4	4	4	3	1	
Unweighted Base	746	74	44	60	32	53	85	154	81	30	51	23 [^]	35	24 [^]	
Weighted Base	724	70	35	59	32	52	83	142	82	32	52	25 [^]	34	26 [^]	

Notes

Z-test = Significant Level 95% - Examined Columns LMNOPQRSTUUVWX.

** Significantly higher than > 5 police areas.

[^]Base too small for analysis (Less than 30 cases). Information to be used only directionally.

Base: Among those who think that any groups or sectors are discriminated against by PR Police officers.

Q20. How much do you agree that some PR Police Officers who belong to discriminated groups or sectors in Puerto Rico are afraid to report a crime for fear of reprisals?

Table 20.3

Level of Agreement that Some PR Police Officers Who Belong to Discriminated Groups or Sectors in PR Are Afraid to Report a Crime for Fear of Reprisals

	GROUPS OR SECTORS OF SOCIETY DISCRIMINATED							
	Discriminate	Sexual Orientation	Gender	Disability	Ethnic Origin	Religion	Political Ideology	Nationality
	Percentage (%)							
Z-test	(A)	(B)	(C)	(D)	(E)	(F)	(G)	(H)
(5) Totally agree	36.8	41.3	40.7	44.1	39.0	33.7	35.5	39.7
(4) Somewhat agree	37.2	35.9	31.2	32.1	35.0	36.4	38.3	36.9
(3) Nor agree, nor disagree	12.8	10.6	13.6	10.3	13.5	11.5	13.7	9.3
(2) Somewhat disagree	5.8	6.2	7.9	6.8	4.8	13.3	6.9	7.5
(1) Totally disagree	2.8	2.9	4.1	3.5	3.2	2.1	2.6	2.3
Don't know	4.6	3.1	2.5	3.2	4.5	3.0	2.9	4.3
TOP 2 BOX (4, 5)	74.0	77.2	72.0	76.3	74.0	70.1	73.8	76.7
BOT 2 BOX (1, 2)	8.6	9.1	12.0	10.3	8.0	15.4	9.6	9.7
AVERAGE	4.0	4.1	4.0	4.1	4.1	3.9	4.0	4.1
	Frequency							
(5) Totally agree	267	166	121	57	74	43	107	103
(4) Somewhat agree	270	144	93	42	67	46	115	96
(3) Nor agree, nor disagree	93	43	40	13	26	15	41	24
(2) Somewhat disagree	42	25	23	9	9	17	21	19
(1) Totally disagree	21	12	12	5	6	3	8	6
Don't know	33	12	7	4	9	4	9	11
TOP 2 BOX (4, 5)	536	310	213	99	141	89	222	199
BOT 2 BOX (1, 2)	63	36	36	13	15	20	29	25
Unweighted Base	746	414	310	138	197	135	309	270
Weighted Base	724	401	296	130	190	127	301	260

Notes

Z-test = Significant Level 95% - Examined Columns **A**, **BCDEFGH**.

Base: Among those who think that any groups or sectors are discriminated against by PR Police officers.

Q20. How much do you agree that some PR Police Officers who belong to discriminated groups or sectors in Puerto Rico are afraid to report a crime for fear of reprisals?

Three out of four respondents state some level of agreement regarding that police offices that are part of discriminated groups are afraid to report crime due to fear of reprisals.

- Disagreement levels with this statement are low across all demographic subgroups.

TCA COMMUNITY SURVEY

Table 21.1

People of Black Origin or Ethnicity Are Treated By PR Police Officers in a Different Way

	TOTAL	AGE					GENDER		SEL			REFORM		
		18 - 24 years	25 - 34 years	35 - 44 years	45 - 59 years	60 years or more	Female	Male	SEL A/B	SEL C	SEL D/E	Reform Knowledge	No Reform Knowledge	
Percentage (%)														
Z-test		(B)	(C)	(D)	(E)	(F)	(G)	(H)	(I)	(J)	(K)	(Y)	(Z)	
Yes	29.0	37.0 F	33.0 F	31.0	29.0	24.0	30.0	29.0	29.0	26.0	33.0 J	33.0 Z	24.0	
No	51.0	42.0	45.0	49.0	52.0 B	57.0 BC	49.0	53.0	47.0	55.0	49.0	51.0	51.0	
Don't know	20.0	21.0	22.0	20.0	19.0	19.0	21.0	18.0	24.0	19.0	18.0	16.0	25.0 Y	
Frequency														
Yes	383	58	67	62	93	103	208	175	69	128	186	273	110	
No	662	67	90	99	164	242	337	325	110	270	281	423	239	
Don't know	255	33	44	40	60	78	148	107	55	96	104	136	119	
Unweighted Base	1300	164	233	221	375	307	701	599	213	515	572	817	483	
Weighted Base	1300	158	201	201	318	422	693	607	234	494	572	832	468	

Notes

Z-test = Significant Level 95% - Examined Columns BCDEF, GH, IJK, YZ.

Q21. According to your perception, do you consider that people of black origin or ethnicity are treated by PR Police Officers in a different way than they treat other ethnic groups in the general population?

Table 21.2

People of Black Origin or Ethnicity Are Treated By PR Police Officers in a Different Way

	TOTAL	POLICE AREA												
		San Juan	Arecibo	Ponce	Humacao	Mayagüez	Caguas	Bayamón	Carolina	Guayama	Aguadilla	Utua	Fajardo	Aibonito
Percentage (%)														
Z-test		(L)	(M)	(N)	(O)	(P)	(Q)	(R)	(S)	(T)	(U)	(V)	(W)	(X)
Yes	29.0	33.0 MP	17.0	33.0 MP	43.0 MPTUW	19.0	31.0 M	31.0 MP	30.0 M	22.0	26.0	42.0 MP	25.0	44.0 MPT
No	51.0	47.0	56.0 VX	52.0 X	44.0	57.0 VX	51.0	48.0	49.0	63.0 VX	57.0 VX	36.0	63.0 ORVX	32.0
Don't know	20.0	20.0	27.0 NOW	15.0	13.0	24.0	18.0	21.0	21.0	15.0	17.0	22.0	12.0	24.0
Frequency														
Yes	383	43	20	43	28	20	40	72	35	11	24	16	13	17
No	662	61	65	68	29	60	66	112	57	33	51	14	33	13
Don't know	255	26	32	19	9	24	24	50	25	8	16	8	6	9
Unweighted Base	1300	131	119	128	61	103	130	251	115	46	91	36	53	36
Weighted Base	1300	130	117	130	65	104	130	234	117	52	91	39	52	39

Notes

Z-test = Significant Level 95% - Examined Columns LMNOPQRSTUUVWX.

** Significantly higher than > 5 police areas.

Q21. According to your perception, do you consider that people of black origin or ethnicity are treated by PR Police Officers in a different way than they treat other ethnic groups in the general population?

Table 21.3*People of Black Origin or Ethnicity Are Treated By PR Police Officers in a Different Way*

	GROUPS OR SECTORS OF SOCIETY DISCRIMINATED								
	Discriminate	Sexual Orientation	Gender	Disability	Ethnic Origin	Religion	Political Ideology	Nationality	Not Discriminate
Z-test	(A)	(B)	(C)	(D)	(E)	(F)	(G)	(H)	(I)
Yes	39.0	43.0	44.0	46.0	60.0	47.0	44.0	49.0	18.0
No	41.0	34.0	40.0	40.0	25.0	35.0	41.0	33.0	63.0
Don't know	20.0	23.0	16.0	14.0	15.0	18.0	15.0	18.0	19.0
Frequency									
Yes	280	173	130	60	115	60	132	128	104
No	298	136	119	51	47	45	122	86	364
Don't know	147	92	47	18	28	22	47	46	108
Unweighted Base	746	414	310	138	197	135	309	270	554
Weighted Base	724	401	296	130	190	127	301	260	576

NotesZ-test = Significant Level 95% - Examined Columns **A**, **BCDEFGH**.

Q21. According to your perception, do you consider that people of black origin or ethnicity are treated by PR Police Officers in a different way than they treat other ethnic groups in the general population?

Around half of those interviewed indicate that people of black origin are not treated by police officers in a different manner. Three out of ten respondents do feel that citizens of this ethnicity are treated differently.

- The Yes response to this criterion is higher as the respondent's age is younger, in the D/E SEL and among residents of Humacao, Utuado and Aibonito.

TCA COMMUNITY SURVEY

66

Table 22.1*Level of Agreement that the PR Police Effectively Handles Cases of Domestic Violence and Sexual Assault*

	TOTAL	AGE					GENDER		SEL			REFORM	
		18 - 24 years	25 - 34 years	35 - 44 years	45 - 59 years	60 years or more	Female	Male	SEL A/B	SEL C	SEL D/E	Reform Knowledge	No Reform Knowledge
Percentage (%)													
<i>Z-test</i>		(B)	(C)	(D)	(E)	(F)	(G)	(H)	(I)	(J)	(K)	(Y)	(Z)
(5) Totally agree	21.8	18.9	15.3	25.7	20.3	25.3	23.0	20.5	14.1	24.1	23.0	23.8	18.2
				C		C				I	I	Z	
(4) Somewhat agree	31.1	22.4	29.3	29.9	31.5	35.4	29.6	32.9	25.6	29.7	34.6	32.9	27.9
					B	B					I		
(3) Nor agree, nor disagree	15.9	21.0	21.1	14.4	20.3	8.9	15.7	16.0	16.0	15.3	16.4	13.7	19.7
		F	F	F	F								Y
(2) Somewhat disagree	16.6	20.2	18.6	18.6	16.4	13.5	17.2	15.9	20.3	15.2	16.3	14.5	20.3
													Y
(1) Totally disagree	14.6	17.5	15.7	11.4	11.5	16.9	14.5	14.7	24.1	15.8	9.7	15.0	13.8
									JK	K			
TOP 2 BOX (4, 5)	52.9	41.3	44.6	55.6	51.8	60.7	52.5	53.3	39.6	53.7	57.6	56.7	46.1
				BC	B	BCE				I	I	Z	
BOT 2 BOX (1, 2)	31.2	37.7	34.3	30.0	27.9	30.4	31.7	30.6	44.4	31.0	26.0	29.6	34.1
		E							JK				
AVERAGE	3.3	3.1	3.1	3.4	3.3	3.4	3.3	3.3	2.9	3.3	3.5	3.4	3.2
				BC	BC	BC				I	I	Z	
Frequency													
(5) Totally agree	283	30	31	52	65	107	159	124	33	119	132	198	85
(4) Somewhat agree	404	35	59	60	100	150	205	200	60	147	198	274	130
(3) Nor agree, nor disagree	206	33	42	29	64	38	109	97	37	75	94	114	92
(2) Somewhat disagree	216	32	37	37	52	57	119	96	48	75	93	121	95
(1) Totally disagree	190	28	32	23	37	71	100	89	56	78	56	125	65
TOP 2 BOX (4, 5)	688	65	90	112	165	256	364	324	93	265	330	472	216
BOT 2 BOX (1, 2)	406	59	69	60	89	128	220	186	104	153	149	246	160
Unweighted Base	1300	164	233	221	375	307	701	599	213	515	572	817	483
Weighted Base	1300	158	201	201	318	422	693	607	234	494	572	832	468

Notes

Z-test = Significant Level 95% - Examined Columns BCDEF, GH, IJK, YZ.

Q22. How much do you agree that the PR Police effectively handles cases of Domestic Violence and Sexual Assault?

TCA COMMUNITY SURVEY

67

Table 22.2

Level of Agreement that the PR Police Effectively Handles Cases of Domestic Violence and Sexual Assault

	TOTAL	POLICE AREA													
	San Juan	Arecibo	Ponce	Humacao	Mayagüez	Caguas	Bayamón	Carolina	Guayama	Aguadilla	Utua	Fajardo	Aibonito		
	Percentage (%)														
Z-test	(L)	(M)	(N)	(O)	(P)	(Q)	(R)	(S)	(T)	(U)	(V)	(W)	(X)		
(5) Totally agree	21.8	27.6 Q	17.1	28.6 MQ	15.9	19.2	13.5	21.9	17.8	28.6 Q	23.6	27.7	24.4	27.4	
(4) Somewhat agree	31.1	31.4	26.1	30.1	37.8	32.7	28.9	33.6	29.0	23.9	31.8	39.3	35.2	26.2	
(3) Nor agree, nor disagree	15.9	14.8	11.0	17.0	9.5	17.1	17.0	12.8	22.5 MOR	24.4 MOR	19.3	16.2	11.1	19.6	
(2) Somewhat disagree	16.6	13.4	18.5	11.8	19.7	17.5	23.5 LNW	16.7	17.8	15.9	13.9	11.2	9.8	24.2	
(1) Totally disagree	14.6	12.9	27.3 **	12.5	17.2 X	13.6	17.1 X	15.0 X	12.8	7.3	11.4	5.5	19.4 X	2.6	
TOP 2 BOX (4, 5)	52.9	58.9 MQ	43.2	58.7 MQ	53.7	51.9	42.5	55.5 MQ	46.9	52.5	55.3	67.0 MQS	59.6 Q	53.6	
BOT 2 BOX (1, 2)	31.2	26.3	45.8 **	24.3	36.8 V	31.1	40.6 LNTUV	31.7	30.6	23.1	25.4	16.7	29.3	26.8	
AVERAGE	3.3	3.5 MQ	2.9	3.5 MQ	3.2	3.3 M	3.0	3.3 MQ	3.2	3.5 MQ	3.4 MQ	3.7 MOQS	3.4	3.5 MQ	
	Frequency														
(5) Totally agree	283	36	20	37	10	20	18	51	21	15	21	11	13	11	
(4) Somewhat agree	404	41	31	39	25	34	38	79	34	12	29	15	18	10	
(3) Nor agree, nor disagree	206	19	13	22	6	18	22	30	26	13	18	6	6	8	
(2) Somewhat disagree	216	17	22	15	13	18	30	39	21	8	13	4	5	9	
(1) Totally disagree	190	17	32	16	11	14	22	35	15	4	10	2	10	1	
TOP 2 BOX (4, 5)	688	77	51	76	35	54	55	130	55	27	50	26	31	21	
BOT 2 BOX (1, 2)	406	34	54	32	24	32	53	74	36	12	23	7	15	10	
Unweighted Base	1300	131	119	128	61	103	130	251	115	46	91	36	53	36	
Weighted Base	1300	130	117	130	65	104	130	234	117	52	91	39	52	39	

Notes

Z-test = Significant Level 95% - Examined Columns LMNOPQRSTUUVWX.

** Significantly higher than > 5 police areas.

Q22. How much do you agree that the PR Police effectively handles cases of Domestic Violence and Sexual Assault?

Table 22.3*Level of Agreement that the PR Police Effectively Handles Cases of Domestic Violence and Sexual Assault*

	GROUPS OR SECTORS OF SOCIETY DISCRIMINATED								
	Discriminate	Sexual Orientation	Gender	Disability	Ethnic Origin	Religion	Political Ideology	Nationality	Not Discriminate
Z-test	(A)	(B)	(C)	(D)	(E)	(F)	(G)	(H)	(I)
(5) Totally agree	12.5	10.1	8.9	7.3	6.7	9.2	10.0	9.6	33.5 A
(4) Somewhat agree	29.0	27.7	23.5	19.7	18.8	23.6	22.3	25.4	33.7
(3) Nor agree, nor disagree	17.2	16.6	18.6	21.7	19.5	17.5	17.7	19.3	14.2
(2) Somewhat disagree	23.1 I	26.8	26.8	25.9	28.8	30.0	27.0	27.5	8.5
(1) Totally disagree	18.2	18.9	22.2	25.3	26.3	19.7	23.1	18.1	10.1
TOP 2 BOX (4, 5)	41.5	37.8	32.4	27.0	25.4	32.8	32.3	35.0	67.2 A
BOT 2 BOX (1, 2)	41.3 I	45.6	49.0	51.3	55.1	49.7	50.1	45.6	18.6
AVERAGE	3.0	2.8	2.7	2.6	2.5	2.7	2.7	2.8	3.7 A
Frequency									
(5) Totally agree	91	41	26	10	13	12	30	25	193
(4) Somewhat agree	210	111	70	26	36	30	67	66	194
(3) Nor agree, nor disagree	125	66	55	28	37	22	53	50	82
(2) Somewhat disagree	167	107	79	34	55	38	81	71	49
(1) Totally disagree	132	76	66	33	50	25	69	47	58
TOP 2 BOX (4, 5)	301	152	96	35	48	42	97	91	387
BOT 2 BOX (1, 2)	299	183	145	67	105	63	151	119	107
Unweighted Base	746	414	310	138	197	135	309	270	554
Weighted Base	724	401	296	130	190	127	301	260	576

NotesZ-test = Significant Level 95% - Examined Columns **A**, **BCDEFGH**.

Q22. How much do you agree that the PR Police effectively handles cases of Domestic Violence and Sexual Assault?

Around half of the respondents also agree to some degree that the PRPD effectively handles cases of domestic violence and sexual assault. Three out of ten respondents disagree that this is the case.

- Disagreement with the effective handling of domestic violence and sexual assault is higher among the younger age groups, the A/B SEL, and residents of Arecibo and Caguas.

TCA COMMUNITY SURVEY

Table 23.1

PR Police Officers Provide the Victims of Domestic Violence and Sexual Assault with an Adequate Treatment

	TOTAL	AGE					GENDER		SEL			REFORM	
		18 - 24 years	25 - 34 years	35 - 44 years	45 - 59 years	60 years or more	Female	Male	SEL A/B	SEL C	SEL D/E	Reform Knowledge	No Reform Knowledge
Percentage (%)													
Z-test		(B)	(C)	(D)	(E)	(F)	(G)	(H)	(I)	(J)	(K)	(Y)	(Z)
Yes	46.0	37.0	37.0	45.0	45.0	53.0	47.0	44.0	37.0	45.0	50.0	49.0	40.0
No	34.0	43.0	43.0	36.0	34.0	28.0	34.0	35.0	40.0	35.0	32.0	34.0	36.0
Don't know	20.0	20.0	20.0	19.0	21.0	19.0	19.0	21.0	23.0	20.0	18.0	17.0	24.0
Frequency													
Yes	593	59	74	90	144	226	325	268	87	221	284	406	187
No	449	67	86	72	107	117	239	211	94	173	183	283	166
Don't know	258	32	41	39	67	79	130	128	53	100	105	143	115
Unweighted Base	1300	164	233	221	375	307	701	599	213	515	572	817	483
Weighted Base	1300	158	201	201	318	422	693	607	234	494	572	832	468

Notes

Z-test = Significant Level 95% - Examined Columns BCDEF, GH, IJK, YZ.

Q23. According to your perception, do you consider that the PR Police Officers provide the victims of Domestic Violence and Sexual Assault with an adequate treatment?

Table 23.2

PR Police Officers Provide the Victims of Domestic Violence and Sexual Assault with an Adequate Treatment

	TOTAL	POLICE AREA												
		San Juan	Arecibo	Ponce	Humacao	Mayagüez	Caguas	Bayamón	Carolina	Guayama	Aguadilla	Utua	Fajardo	Aibonito
Percentage (%)														
Z-test		(L)	(M)	(N)	(O)	(P)	(Q)	(R)	(S)	(T)	(U)	(V)	(W)	(X)
Yes	46.0	45.0	48.0	50.0	47.0	46.0	39.0	48.0	39.0	42.0	48.0	65.0	45.0	30.0
No	34.0	36.0	30.0	30.0	42.0	37.0	44.0	31.0	37.0	33.0	30.0	15.0	40.0	46.0
Don't know	20.0	19.0	22.0	20.0	11.0	17.0	17.0	21.0	24.0	25.0	22.0	20.0	15.0	24.0
Frequency														
Yes	593	59	57	65	31	48	51	111	46	22	43	25	23	12
No	449	46	35	40	27	38	57	74	43	17	27	6	21	18
Don't know	258	25	26	25	7	18	22	49	29	13	20	8	8	10
Unweighted Base	1300	131	119	128	61	103	130	251	115	46	91	36	53	36
Weighted Base	1300	130	117	130	65	104	130	234	117	52	91	39	52	39

Notes

Z-test = Significant Level 95% - Examined Columns LMNOPQRSTUUVWX.

** Significantly higher than > 5 police areas.

Q23. According to your perception, do you consider that the PR Police Officers provide the victims of Domestic Violence and Sexual Assault with an adequate treatment?

Table 23.3

PR Police Officers Provide the Victims of Domestic Violence and Sexual Assault with an Adequate Treatment

	GROUPS OR SECTORS OF SOCIETY DISCRIMINATED									
	Discriminate	Sexual Orientation	Gender	Disability	Ethnic Origin	Religion	Political Ideology	Nationality	Not Discriminate	
Percentage (%)										
Z-test	(A)	(B)	(C)	(D)	(E)	(F)	(G)	(H)	(I)	
Yes	31.0	28.0	26.0	23.0	19.0	23.0	25.0	22.0	63.0	
No	49.0	53.0	56.0	64.0	60.0	60.0	59.0	60.0	17.0	
Don't know	20.0	19.0	18.0	13.0	21.0	17.0	16.0	18.0	20.0	
Frequency										
Yes	228	112	78	30	35	28	77	57	365	
No	352	210	166	83	115	77	177	157	97	
Don't know	144	78	52	16	40	22	48	47	113	
Unweighted Base	746	414	310	138	197	135	309	270	554	
Weighted Base	724	401	296	130	190	127	301	260	576	

Notes

Z-test = Significant Level 95% - Examined Columns AI, BCDEFGH.

Q23. According to your perception, do you consider that the PR Police Officers provide the victims of Domestic Violence and Sexual Assault with an adequate treatment?

Although just under half of the community members indicate that they believe the PRPD officers provide domestic violence and sexual assault victims with adequate treatment, around one-third indicate that this is not the case.

- The Yes response is highest in the 60+ year old age group and residents of Utuado, while the No response is higher among the younger age ranges, the A/B SEL group and residents of Caguas and Aibonito.

For most of the indicators in this section, those with knowledge about the reform tend to give a higher positive response than those that indicated having no knowledge.

- The exceptions where the level of responses are the same are in agreement with police officers that are part of discriminated groups will be more hesitant about reporting crime for fear of reprisals, the frequency of respondents having received discriminatory treatment from police officers, and service level provided to LGBTIQ+ segment.

RECRUITMENT, SELECTION AND HIRING

The main objectives of the Recruitment, Selection and Hiring compliance area are for the PRPD to develop a comprehensive recruitment and hiring program that successfully attracts and hires qualified individuals. PRPD shall develop a recruitment policy and program that establishes clear guidance and objectives for recruiting police officers and clearly and transparently allocates responsibilities for recruitment efforts. (“Agreement” ¶ 101)

Table 24.1

PR Police Has the Conditions and Benefits to Attract Qualified People to Be a Member of the Police

	TOTAL	AGE					GENDER		SEL			REFORM	
		18 - 24 years	25 - 34 years	35 - 44 years	45 - 59 years	60 years or more	Female	Male	SEL A/B	SEL C	SEL D/E	Reform Knowledge	No Reform Knowledge
Percentage (%)													
Z-test		(B)	(C)	(D)	(E)	(F)	(G)	(H)	(I)	(J)	(K)	(Y)	(Z)
Yes	21.0	26.0	23.0	21.0	21.0	17.0	23.0	19.0	9.0	18.0	28.0	23.0	17.0
No	62.0	52.0	58.0	64.0	65.0	65.0	61.0	63.0	69.0	67.0	55.0	63.0	61.0
Don't know	17.0	22.0	19.0	15.0	14.0	18.0	16.0	18.0	22.0	15.0	17.0	14.0	22.0
Frequency													
Yes	270	41	47	42	67	73	156	114	21	87	162	190	79
No	809	83	116	129	207	274	424	384	161	332	316	522	287
Don't know	222	34	38	30	45	75	113	109	52	75	94	120	102
Unweighted Base	1300	164	233	221	375	307	701	599	213	515	572	817	483
Weighted Base	1300	158	201	201	318	422	693	607	234	494	572	832	468

Notes

Z-test = Significant Level 95% - Examined Columns BCDEF, GH, IJK, YZ.

Q24. According to your perception, do you consider that the PR Police has the conditions and benefits to attract qualified people to be a Police Officer?

Table 24.2

PR Police Has the Conditions and Benefits to Attract Qualified People to Be a Member of the Police

	TOTAL	POLICE AREA												
		San Juan	Arecibo	Ponce	Humacao	Mayagüez	Caguas	Bayamón	Carolina	Guayama	Aguadilla	Utuado	Fajardo	Aibonito
Percentage (%)														
Z-test		(L)	(M)	(N)	(O)	(P)	(Q)	(R)	(S)	(T)	(U)	(V)	(W)	(X)
Yes	21.0	16.0	16.0	28.0	21.0	25.0	10.0	23.0	18.0	18.0	27.0	28.0	23.0	26.0
No	62.0	66.0	61.0	59.0	68.0	56.0	79.0	64.0	60.0	58.0	59.0	41.0	60.0	50.0
Don't know	17.0	18.0	23.0	13.0	11.0	19.0	11.0	13.0	22.0	24.0	14.0	31.0	17.0	24.0
Frequency														
Yes	270	21	18	36	14	26	13	54	21	9	24	11	12	10
No	809	85	71	77	44	59	102	150	70	30	54	16	31	19
Don't know	222	24	28	17	7	19	14	30	25	13	13	12	9	10
Unweighted Base	1300	131	119	128	61	103	130	251	115	46	91	36	53	36
Weighted Base	1300	130	117	130	65	104	130	234	117	52	91	39	52	39

Notes

Z-test = Significant Level 95% - Examined Columns LMNOPQRSTUVWXYZ.

** Significantly higher than > 5 police areas.

Q24. According to your perception, do you consider that the PR Police has the conditions and benefits to attract qualified people to be a Police Officer?

Six out of ten respondents indicate that the PRPD does not have the conditions and benefits to attract qualified people to become members of the force.

- This is relatively consistent throughout the different demographic subgroups, with the Caguas residents in particular giving a notable No response.

Table 25.1

PR Police Recruits Candidates With the Ideal Characteristics to Be Part of the Police Force

	TOTAL	AGE					GENDER		SEL			REFORM	
		18 - 24 years	25 - 34 years	35 - 44 years	45 - 59 years	60 years or more	Female	Male	SEL A/B	SEL C	SEL D/E	Reform Knowledge	No Reform Knowledge
Percentage (%)													
Z-test		(B)	(C)	(D)	(E)	(F)	(G)	(H)	(I)	(J)	(K)	(Y)	(Z)
Yes	31.0	36.0 C	25.0	30.0	29.0	33.0 C	32.0	29.0	19.0	32.0 I	35.0 I	33.0 Z	27.0
No	46.0	41.0	49.0	47.0	49.0	43.0	43.0	49.0 G	55.0 JK	45.0	42.0	46.0	45.0
Don't know	23.0	23.0	26.0	23.0	22.0	24.0	25.0	22.0	26.0	23.0	23.0	21.0	28.0 Y
Frequency													
Yes	401	57	50	60	93	140	224	177	44	158	199	275	126
No	595	64	99	95	155	182	295	300	130	224	241	385	211
Don't know	304	36	52	45	70	100	173	131	61	111	132	172	132
Unweighted Base	1300	164	233	221	375	307	701	599	213	515	572	817	483
Weighted Base	1300	158	201	201	318	422	693	607	234	494	572	832	468

Notes

Z-test = Significant Level 95% - Examined Columns BCDEF, GH, IJK, YZ.

Q25. Do you think that the PR Police recruits' candidates with the ideal characteristics to be part of the police force?

Table 25.2

PR Police Recruits Candidates With the Ideal Characteristics to Be Part of the Police Force

	TOTAL	POLICE AREA												
		San Juan	Arecibo	Ponce	Humacao	Mayagüez	Caguas	Bayamón	Carolina	Guayama	Aguadilla	Utuaedo	Fajardo	Aibonito
Percentage (%)														
Z-test		(L)	(M)	(N)	(O)	(P)	(Q)	(R)	(S)	(T)	(U)	(V)	(W)	(X)
Yes	31.0	25.0	21.0	37.0 LMQ	42.0 LMQ	31.0	23.0	34.0 MQ	29.0	23.0	29.0	41.0 MQ	47.0 **	40.0 MQ
No	46.0	51.0 NW	50.0 W	38.0	41.0	41.0	61.0 **	45.0	46.0	52.0 W	42.0	43.0	31.0	37.0
Don't know	23.0	24.0	29.0 Q	25.0	17.0	28.0 Q	16.0	21.0	25.0	25.0	29.0 Q	16.0	22.0	23.0
Frequency														
Yes	401	33	25	48	27	32	30	78	34	12	26	16	25	16
No	595	66	59	50	27	43	79	106	54	27	39	17	16	15
Don't know	304	32	34	32	11	30	21	49	30	13	26	6	11	9
Unweighted Base	1300	131	119	128	61	103	130	251	115	46	91	36	53	36
Weighted Base	1300	130	117	130	65	104	130	234	117	52	91	39	52	39

Notes

Z-test = Significant Level 95% - Examined Columns LMNOPQRSTUUVWX.

** Significantly higher than > 5 police areas.

Q25. Do you think that the PR Police recruits' candidates with the ideal characteristics to be part of the police force?

Nearly half of the community members interviewed indicate that candidates with the ideal characteristics to join the PRPD are not recruited.

- This negative response is higher in the A/B SEL group and among residents of Caguas.
- A more positive response about recruitment is observed in the Fajardo region.

Table 26.1

PR Police Has an Effective and Attractive Promotional Campaign to Draw the Attention of Various Sectors of the Community to Recruit New Police Officers

	TOTAL	AGE					GENDER		SEL			REFORM	
		18 - 24 years	25 - 34 years	35 - 44 years	45 - 59 years	60 years or more	Female	Male	SEL A/B	SEL C	SEL D/E	Reform Knowledge	No Reform Knowledge
Percentage (%)													
Z-test		(B)	(C)	(D)	(E)	(F)	(G)	(H)	(I)	(J)	(K)	(Y)	(Z)
Yes	22.0	37.0	21.0	23.0	15.0	21.0	23.0	20.0	6.0	20.0	30.0	24.0	17.0
		CDEF	E	E		E				I	J	Z	
No	78.0	63.0	79.0	77.0	85.0	79.0	77.0	80.0	94.0	80.0	70.0	76.0	83.0
			B	B	BCDF	B			JK	K		Y	
Frequency													
Yes	282	58	42	47	46	89	163	120	14	96	172	201	82
No	1018	100	159	154	272	333	530	487	220	398	400	631	386
Unweighted Base	1300	164	233	221	375	307	701	599	213	515	572	817	483
Weighted Base	1300	158	201	201	318	422	693	607	234	494	572	832	468

Notes

Z-test = Significant Level 95% - Examined Columns BCDEF, GH, IJK, YZ.

Q26. Do you consider that the PR Police has an effective and attractive promotional campaign to draw the attention of various sectors of the community to recruit new Police Officers?

Table 26.2

PR Police Has an Effective and Attractive Promotional Campaign to Draw the Attention of Various Sectors of the Community to Recruit New Police Officers

	TOTAL	POLICE AREA												
		San Juan	Arecibo	Ponce	Humacao	Mayagüez	Caguas	Bayamón	Carolina	Guayama	Aguadilla	Utuaodo	Fajardo	Aibonito
Percentage (%)														
Z-test		(L)	(M)	(N)	(O)	(P)	(Q)	(R)	(S)	(T)	(U)	(V)	(W)	(X)
Yes	22.0	21.0	11.0	33.0	26.0	25.0	10.0	20.0	15.0	32.0	24.0	37.0	32.0	25.0
		MQ		LMQRS	MQ	MQ		MQ		MQS	MQ	MQRS	MQS	Q
No	78.0	79.0	89.0	67.0	74.0	75.0	90.0	80.0	85.0	68.0	76.0	63.0	68.0	75.0
		N	**				**	NV	NTVW					
Frequency														
Yes	282	28	13	43	17	26	13	47	17	17	22	15	16	10
No	1018	102	104	87	48	78	117	187	100	35	69	24	36	29
Unweighted Base	1300	131	119	128	61	103	130	251	115	46	91	36	53	36
Weighted Base	1300	130	117	130	65	104	130	234	117	52	91	39	52	39

Notes

Z-test = Significant Level 95% - Examined Columns LMNOPQRSTUUVWX.

** Significantly higher than > 5 police areas.

Q26. Do you consider that the PR Police has an effective and attractive promotional campaign to draw the attention of various sectors of the community to recruit new Police Officers?

Only two out of ten respondents feel that the PRPD has an effective promotional campaign to draw recruitment attention.

- The 18-24-year-old age segment, the D/E SEL segment and residents of Ponce and Utuaodo are a bit more positive about the promotional campaign being effective.
- The A/B SEL and residents of Caguas and Arecibo are more negative about the effectiveness of the promotional campaign.

Table 27.1

PR Police Has Representation from Different Ethnic Groups or Sectors of Society in PR

	TOTAL	AGE					GENDER		SEL			REFORM	
		18 - 24 years	25 - 34 years	35 - 44 years	45 - 59 years	60 years or more	Female	Male	SEL A/B	SEL C	SEL D/E	Reform Knowledge	No Reform Knowledge
Percentage (%)													
Z-test		(B)	(C)	(D)	(E)	(F)	(G)	(H)	(I)	(J)	(K)	(Y)	(Z)
Yes	51.0	56.0	55.0	47.0	49.0	51.0	54.0	48.0	44.0	52.0	53.0	53.0	49.0
No	49.0	44.0	45.0	53.0	51.0	49.0	46.0	52.0	56.0	48.0	47.0	47.0	51.0
Frequency													
Yes	664	88	110	94	157	216	372	293	103	258	304	437	227
No	636	70	91	107	161	206	321	315	131	236	268	395	241
Unweighted Base	1300	164	233	221	375	307	701	599	213	515	572	817	483
Weighted Base	1300	158	201	201	318	422	693	607	234	494	572	832	468

Notes

Z-test = Significant Level 95% - Examined Columns BCDEF, GH, IJK, YZ.

Q27. Do you think that the PR Police has representation from different ethnic groups or sectors of society in Puerto Rico?

Table 27.2

PR Police Has Representation from Different Ethnic Groups or Sectors of Society in PR

	TOTAL	POLICE AREA													
		San Juan	Arecibo	Ponce	Humacao	Mayagüez	Caguas	Bayamón	Carolina	Guayama	Aguadilla	Utuaodo	Fajardo	Aibonito	
Percentage (%)															
Z-test		(L)	(M)	(N)	(O)	(P)	(Q)	(R)	(S)	(T)	(U)	(V)	(W)	(X)	
Yes	51.0	57.0	31.0	59.0	43.0	53.0	40.0	54.0	50.0	52.0	55.0	65.0	70.0	49.0	
No	49.0	43.0	69.0	41.0	57.0	47.0	60.0	46.0	50.0	48.0	45.0	35.0	30.0	51.0	
Frequency															
Yes	664	74	36	76	28	55	52	127	58	27	50	25	37	19	
No	636	56	81	54	37	49	78	107	59	25	41	14	15	20	
Unweighted Base	1300	131	119	128	61	103	130	251	115	46	91	36	53	36	
Weighted Base	1300	130	117	130	65	104	130	234	117	52	91	39	52	39	

Notes

Z-test = Significant Level 95% - Examined Columns LMNOPQRSTUUVWX.

** Significantly higher than > 5 police areas.

Q27. Do you think that the PR Police has representation from different ethnic groups or sectors of society in Puerto Rico?

Overall, the respondents are basically divided on whether the PRPD has representation from the different sectors or ethnic groups in Puerto Rico.

- Of the different regions, Arecibo residents stand out for their significantly higher No response in terms of the representation diversity criteria.

POLICIES AND PROCEDURES

The main objectives of the Policies and Procedures compliance area is to ensure said policies and procedures reflect and express PRPD's core values and priorities and provide clear guidance to ensure that officers and civilian employees lawfully, effectively, and ethically serve the community. PRPD shall develop comprehensive and agencywide policies and procedures to ensure consistency with, and full implementation of, each requirement of this Agreement. These policies and procedures shall define terms clearly, comply with applicable law, and comport with generally accepted policing practice. PRPD shall apply policies uniformly and hold officers accountable for complying with policies and advancing PRPD's core values and priorities. ("Agreement" ¶ 109)

Table 28.1

PR Police Has Policies, Protocols and Procedure Manuals Accessible to Citizens through the Internet or Any Other Means

	TOTAL	AGE					GENDER		SEL			REFORM	
		18 - 24 years	25 - 34 years	35 - 44 years	45 - 59 years	60 years or more	Female	Male	SEL A/B	SEL C	SEL D/E	Reform Knowledge	No Reform Knowledge
		Percentage (%)											
Z-test		(B)	(C)	(D)	(E)	(F)	(G)	(H)	(I)	(J)	(K)	(Y)	(Z)
Accessible	30.0	31.0	36.0 EF	35.0 E	25.0	27.0	33.0 H	26.0	16.0	29.0 I	36.0 J	33.0 Z	24.0
Not accessible	29.0	28.0	23.0	25.0	26.0	38.0 BCDE	25.0	34.0 G	42.0 JK	27.0	26.0	32.0 Z	24.0
Don't know	41.0	41.0	41.0	40.0	49.0 CDF	35.0	42.0	40.0	42.0	44.0 K	38.0	35.0	52.0 Y
		Frequency											
Accessible	384	49	73	70	78	114	227	157	38	143	203	270	114
Not accessible	382	44	46	50	83	159	175	206	98	133	151	270	112
Don't know	534	65	82	80	157	149	290	244	98	219	218	293	241
Unweighted Base	1300	164	233	221	375	307	701	599	213	515	572	817	483
Weighted Base	1300	158	201	201	318	422	693	607	234	494	572	832	468

Notes

Z-test = Significant Level 95% - Examined Columns BCDEF, GH, IJK, YZ.

Q28. To the best of your knowledge, are the policies, protocols and procedure manuals of the PR Police accessible to citizens through the internet or any other means?

Table 28.2

PR Police Has Policies, Protocols and Procedure Manuals Accessible to Citizens through the Internet or Any Other Means

	TOTAL	POLICE AREA													
		San Juan	Arecibo	Ponce	Humacao	Mayagüez	Caguas	Bayamón	Carolina	Guayama	Aguadilla	Utua	Fajardo	Aibonito	
	Percentage (%)														
Z-test	(L)	(M)	(N)	(O)	(P)	(Q)	(R)	(S)	(T)	(U)	(V)	(W)	(X)		
Accessible	30.0	28.0	19.0	44.0	34.0	22.0	21.0	35.0	30.0	22.0	29.0	32.0	34.0	28.0	
			**	M				MPQ					M		
Not accessible	29.0	29.0	53.0	16.0	33.0	36.0	40.0	20.0	28.0	39.0	17.0	27.0	23.0	34.0	
		N	**		NRU	NRU	NRUW		N	NRU				NU	
Don't know	41.0	43.0	28.0	40.0	33.0	42.0	39.0	45.0	42.0	39.0	54.0	41.0	43.0	38.0	
		M				M		M	M		MOQ				
	Frequency														
Accessible	384	37	23	57	22	22	27	82	35	11	27	12	18	11	
Not accessible	382	37	61	20	21	37	52	48	33	20	16	11	12	13	
Don't know	534	56	33	53	21	44	51	104	50	20	49	16	23	15	
Unweighted Base	1300	131	119	128	61	103	130	251	115	46	91	36	53	36	
Weighted Base	1300	130	117	130	65	104	130	234	117	52	91	39	52	39	

Notes

Z-test = Significant Level 95% - Examined Columns LMNOPQRSTUVWXYZ.

** Significantly higher than > 5 police areas.

Q28. To the best of your knowledge, are the policies, protocols and procedure manuals of the PR Police accessible to citizens through the internet or any other means?

Four out of ten community members do not know if the PRPD has manuals accessible to citizens about policies, protocols, and procedures. Those that gave a firm response are equally divided among there being and not being accessibility of these manuals.

- The 60+ year old age segment, the a/B SEL and residents of Arecibo, Caguas and Guayama indicate a higher no response of these manuals being accessible to citizens. Ponce residents have the highest Yes response.

Table 29.1

PR Police Informs the General Public about the Policies or Regulations that Govern Interventions with Foreign or Non-citizen Persons

	TOTAL	AGE					GENDER		SEL			REFORM	
		18 - 24 years	25 - 34 years	35 - 44 years	45 - 59 years	60 years or more	Female	Male	SEL A/B	SEL C	SEL D/E	Reform Knowledge	No Reform Knowledge
	Percentage (%)												
Z-test	(B)	(C)	(D)	(E)	(F)	(G)	(H)	(I)	(J)	(K)	(Y)	(Z)	
Yes	24.0	32.0	27.0	26.0	20.0	21.0	26.0	21.0	11.0	22.0	30.0	26.0	19.0
		EF	E							I	J	Z	
No	43.0	36.0	40.0	46.0	47.0	44.0	40.0	47.0	53.0	44.0	39.0	44.0	43.0
				B	B		G		JK				
Don't know	33.0	32.0	33.0	28.0	33.0	35.0	34.0	32.0	36.0	34.0	31.0	30.0	38.0
													Y
	Frequency												
Yes	307	51	54	53	63	87	177	130	25	110	172	219	88
No	564	56	80	92	150	185	280	284	124	215	225	364	200
Don't know	429	51	67	56	105	150	236	193	85	169	175	249	180
Unweighted Base	1300	164	233	221	375	307	701	599	213	515	572	817	483
Weighted Base	1300	158	201	201	318	422	693	607	234	494	572	832	468

Notes

Z-test = Significant Level 95% - Examined Columns BCDEF, GH, IJK, YZ.

Q29. To the best of your knowledge, does the PR Police inform the general public about the policies or regulations that govern interventions with foreign or non-citizen persons?

Table 29.2

PR Police Informs the General Public about the Policies or Regulations that Govern Interventions with Foreign or Non-citizen Persons

	TOTAL	POLICE AREA													
		San Juan	Arecibo	Ponce	Humacao	Mayagüez	Caguas	Bayamón	Carolina	Guayama	Aguadilla	Utuaado	Fajardo	Aibonito	
	Percentage (%)														
<i>Z-test</i>		(L)	(M)	(N)	(O)	(P)	(Q)	(R)	(S)	(T)	(U)	(V)	(W)	(X)	
Yes	24.0	25.0 <i>M</i>	15.0	37.0 <i>**</i>	36.0 <i>MQSU</i>	21.0	16.0	24.0 <i>M</i>	17.0	24.0	20.0	26.0	31.0 <i>MQS</i>	26.0	
No	43.0	44.0 <i>N</i>	44.0 <i>N</i>	31.0	43.0	44.0 <i>N</i>	60.0 <i>**</i>	42.0 <i>N</i>	50.0 <i>NVV</i>	42.0	40.0	29.0	30.0	52.0 <i>NVW</i>	
Don't know	33.0	31.0	41.0 <i>OQX</i>	32.0	21.0	35.0	24.0	34.0 <i>Q</i>	33.0	34.0	40.0	45.0 <i>OQ</i>	39.0 <i>OQX</i>	22.0	
	Frequency														
Yes	307	33	17	49	23	22	21	56	19	12	18	10	16	10	
No	564	57	52	40	28	46	79	98	59	22	37	11	16	20	
Don't know	429	41	48	41	14	36	31	80	39	18	36	18	20	9	
Unweighted Base	1300	131	119	128	61	103	130	251	115	46	91	36	53	36	
Weighted Base	1300	130	117	130	65	104	130	234	117	52	91	39	52	39	

Notes

Z-test = Significant Level 95% - Examined Columns LMNOPQRSTUUVWX.

** Significantly higher than > 5 police areas.

Q29. To the best of your knowledge, does the PR Police inform the general public about the policies or regulations that govern interventions with foreign or non-citizen persons?

Most respondents indicate that the PRPD does not inform or the do not know if they inform about the policies regarding interventions with foreigners or non-citizens. Only one out of four respondents indicate these policies are informed.

- The A/B SEL group, Males, the 35 to 59 age range, and residents of Caguas have a higher No response to these policies being informed.

Both indicators have a higher positive response among those community members with knowledge about the reform.

TRAININGS

The main objectives of the Training compliance area are that the PRPD shall ensure that every PRPD officer and employee receives effective and comprehensive training that ensures they understand their responsibilities, the scope of their authority, and PRPD policy, and are able to fulfill these responsibilities and police effectively. Qualified trainers and instructors shall deliver instruction through generally accepted methods and techniques that are approved by UCCJ and are designed to achieve clear and articulated learning objectives. Trainers and instructors shall utilize generally accepted evaluation methods approved by UCCJ to assess proficiency and competency. (“Agreement ¶ 117”)

Table 30.1

PR Police Effectively Trains All Its Personnel in Terms of Responsibilities, Limits of Authority and Policies or Standards of the Police

	TOTAL	AGE					GENDER		SEL			REFORM	
		18 - 24 years	25 - 34 years	35 - 44 years	45 - 59 years	60 years or more	Female	Male	SEL A/B	SEL C	SEL D/E	Reform Knowledge	No Reform Knowledge
Percentage (%)													
Z-test		(B)	(C)	(D)	(E)	(F)	(G)	(H)	(I)	(J)	(K)	(Y)	(Z)
Yes	42.0	43.0	40.0	35.0	38.0	50.0	44.0	41.0	26.0	44.0	48.0	45.0	38.0
No	36.0	36.0	35.0	41.0	42.0	30.0	34.0	38.0	46.0	37.0	31.0	35.0	38.0
Don't know	22.0	21.0	25.0	24.0	20.0	20.0	22.0	21.0	28.0	19.0	21.0	20.0	24.0
Frequency													
Yes	550	68	81	70	122	209	303	248	62	217	272	370	180
No	470	57	71	83	133	127	238	232	106	184	180	294	176
Don't know	279	32	49	49	62	87	152	127	66	93	121	168	112
Unweighted Base	1300	164	233	221	375	307	701	599	213	515	572	817	483
Weighted Base	1300	158	201	201	318	422	693	607	234	494	572	832	468

Notes

Z-test = Significant Level 95% - Examined Columns BCDEF, GH, IJK, YZ.

Q30. According to your perception, do you consider that the PR Police effectively trains all its personnel, police officers and civilian employees in terms of their responsibilities, limits of authority and policies or standards of the Police?

Table 30.2

PR Police Effectively Trains All Its Personnel in Terms of Responsibilities, Limits of Authority and Policies or Standards of the Police

	TOTAL	POLICE AREA												
		San Juan	Arecibo	Ponce	Humacao	Mayagüez	Caguas	Bayamón	Carolina	Guayama	Aguadilla	Utuaodo	Fajardo	Aibonito
Percentage (%)														
Z-test		(L)	(M)	(N)	(O)	(P)	(Q)	(R)	(S)	(T)	(U)	(V)	(W)	(X)
Yes	42.0	39.0	35.0	58.0	46.0	42.0	31.0	47.0	35.0	42.0	45.0	42.0	45.0	43.0
No	36.0	42.0	35.0	20.0	40.0	34.0	49.0	34.0	46.0	29.0	33.0	37.0	30.0	40.0
Don't know	22.0	19.0	30.0	22.0	14.0	24.0	20.0	19.0	19.0	29.0	22.0	21.0	25.0	17.0
Frequency														
Yes	550	51	41	75	30	44	40	109	41	22	41	17	23	17
No	470	54	41	26	26	35	64	80	53	15	30	14	16	15
Don't know	279	25	35	29	9	25	26	45	23	15	21	8	13	7
Unweighted Base	1300	131	119	128	61	103	130	251	115	46	91	36	53	36
Weighted Base	1300	130	117	130	65	104	130	234	117	52	91	39	52	39

Notes

Z-test = Significant Level 95% - Examined Columns LMNOPQRSTUUVWX.

** Significantly higher than > 5 police areas.

Q30. According to your perception, do you consider that the PR Police effectively trains all its personnel, police officers and civilian employees in terms of their responsibilities, limits of authority and policies or standards of the Police?

Four out of ten respondents indicate that the PRPD effectively trains its personnel in terms of responsibilities, authority limits and policies. However, over one-third indicate that this is not the case.

- The effectively trains response is higher among those with knowledge about the reform, the 60+ year old age segment and among residents of Ponce, while the No response is higher among the A/B SEL and residents of Caguas and Carolina.

Table 31.1

PR Police Officers are Trained to Offer Services to People with Some Kind of Disability

	TOTAL	AGE					GENDER		SEL			REFORM	
		18 - 24 years	25 - 34 years	35 - 44 years	45 - 59 years	60 years or more	Female	Male	SEL A/B	SEL C	SEL D/E	Reform Knowledge	No Reform Knowledge
Percentage (%)													
Z-test		(B)	(C)	(D)	(E)	(F)	(G)	(H)	(I)	(J)	(K)	(Y)	(Z)
Yes	29.0	35.0 CE	26.0	33.0 E	20.0	33.0 E	31.0	27.0	16.0	29.0 I	34.0 I	31.0 Z	24.0
No	51.0	45.0	50.0	54.0	58.0 BCF	48.0	50.0	53.0	61.0 JK	51.0	48.0	52.0	51.0
Don't know	20.0	20.0	24.0 D	13.0	22.0 D	19.0	19.0	20.0	23.0	20.0	18.0	17.0	25.0 Y
Frequency													
Yes	376	55	52	65	64	140	215	161	37	144	195	262	114
No	669	70	100	109	186	204	346	323	143	254	272	432	237
Don't know	255	32	49	26	69	78	132	123	54	97	105	138	117
Unweighted Base	1300	164	233	221	375	307	701	599	213	515	572	817	483
Weighted Base	1300	158	201	201	318	422	693	607	234	494	572	832	468

Notes

Z-test = Significant Level 95% - Examined Columns BCDEF, GH, IJK, YZ.

Q31. Do you think that the members of the PR Police are trained to offer services to people with some kind of disability (deaf, blind, mobility, etc.)?

Table 31.2

PR Police Officers are Trained to Offer Services to People with Some Kind of Disability

	TOTAL	POLICE AREA												
		San Juan	Arecibo	Ponce	Humacao	Mayagüez	Caguas	Bayamón	Carolina	Guayama	Aguadilla	Utuado	Fajardo	Aibonito
Percentage (%)														
Z-test		(L)	(M)	(N)	(O)	(P)	(Q)	(R)	(S)	(T)	(U)	(V)	(W)	(X)
Yes	29.0	33.0 M	20.0	39.0 MPOS	30.0	22.0	23.0	33.0 MP	24.0	29.0	27.0	33.0	30.0	34.0
No	51.0	43.0	67.0 **	38.0	59.0 LN	49.0	64.0 **	48.0	51.0 N	55.0	53.0 N	42.0	56.0 N	43.0
Don't know	20.0	24.0 MOQ	13.0	23.0 Q	11.0	29.0 MOQRW	13.0	19.0	25.0 MOQ	16.0	20.0	25.0	14.0	23.0
Frequency														
Yes	376	43	23	50	20	23	31	78	27	15	24	13	16	13
No	669	56	79	50	38	51	83	113	60	29	48	16	29	17
Don't know	255	31	15	30	7	30	17	43	29	8	18	10	7	9
Unweighted Base	1300	131	119	128	61	103	130	251	115	46	91	36	53	36
Weighted Base	1300	130	117	130	65	104	130	234	117	52	91	39	52	39

Notes

Z-test = Significant Level 95% - Examined Columns LMNOPQRSTUUVWX.

** Significantly higher than > 5 police areas.

Q31. Do you think that the members of the PR Police are trained to offer services to people with some kind of disability (deaf, blind, mobility, etc.)?

Only three out of ten respondents indicate that the police officers are trained to offer services to people with some type of disability. Around half indicate that this training is not the case.

- The No response is again higher in the A/B SEL and among Arecibo, Caguas and Humacao residents.

SUPERVISION AND MANAGEMENT

The main objectives of the Supervision and Management compliance area are that the PRPD shall ensure that an adequate number of qualified first-line supervisors are deployed in the field to allow supervisors to provide close and effective supervision to each officer under the supervisor’s direct

command, to provide officers with the direction and guidance necessary to improve and develop as police officers, and to identify, correct, and prevent misconduct. PRPD shall develop policies for supervision that set out clear requirements for supervisors and are consistent with generally accepted policing practices. (“Agreement” ¶ 135)

Table 32.1

PR Police Provides Police Officers with the Necessary Equipment so They Can Carry Out Work Effectively

	TOTAL	AGE					GENDER		SEL			REFORM	
		18 - 24 years	25 - 34 years	35 - 44 years	45 - 59 years	60 years or more	Female	Male	SEL A/B	SEL C	SEL D/E	Reform Knowledge	No Reform Knowledge
Percentage (%)													
Z-test		(B)	(C)	(D)	(E)	(F)	(G)	(H)	(I)	(J)	(K)	(Y)	(Z)
Yes	21.0	39.0 CDEF	23.0 E	23.0 E	15.0	18.0	22.0	20.0	14.0	19.0	26.0 IJ	22.0	20.0
No	65.0	40.0	60.0 B	69.0 BC	72.0 BC	70.0 BC	64.0	67.0	71.0 K	69.0 K	60.0	66.0	64.0
Don't know	14.0	21.0 DEF	17.0 D	8.0	13.0	12.0	14.0	13.0	15.0	12.0	14.0	12.0	16.0 Y
Frequency													
Yes	274	61	46	46	46	75	154	120	32	96	146	180	95
No	848	64	120	139	230	295	442	406	167	338	343	552	297
Don't know	177	33	35	16	41	52	97	80	34	60	82	101	77
Unweighted Base	1300	164	233	221	375	307	701	599	213	515	572	817	483
Weighted Base	1300	158	201	201	318	422	693	607	234	494	572	832	468

Notes

Z-test = Significant Level 95% - Examined Columns BCDEF, GH, IJK, YZ.

Q32. Do you consider that the PR Police provides members of the police with the necessary equipment so that they can carry out their work effectively?

Table 32.2

PR Police Provides Police Officers with the Necessary Equipment so They Can Carry Out Work Effectively

	TOTAL	POLICE AREA												
		San Juan	Arecibo	Ponce	Humacao	Mayagüez	Caguas	Bayamón	Carolina	Guayama	Aguadilla	Utuaado	Fajardo	Aibonito
Percentage (%)														
Z-test		(L)	(M)	(N)	(O)	(P)	(Q)	(R)	(S)	(T)	(U)	(V)	(W)	(X)
Yes	21.0	25.0 Q	18.0	29.0 MPOS	24.0 Q	16.0	12.0	20.0	17.0	26.0 Q	20.0	43.0 **	18.0	25.0
No	65.0	63.0	63.0	55.0	71.0 NV	67.0 V	77.0 **	69.0 NV	66.0 V	58.0	64.0	47.0	61.0	70.0
Don't know	14.0	12.0	19.0 O	16.0 O	5.0	17.0 O	11.0	11.0	17.0 O	16.0	16.0	10.0	21.0 OX	5.0
Frequency														
Yes	274	33	21	38	16	16	16	47	20	14	18	17	10	10
No	848	82	74	71	46	69	101	161	78	30	59	18	32	27
Don't know	177	15	22	21	3	18	14	26	20	8	14	4	11	2
Unweighted Base	1300	131	119	128	61	103	130	251	115	46	91	36	53	36
Weighted Base	1300	130	117	130	65	104	130	234	117	52	91	39	52	39

Notes

Z-test = Significant Level 95% - Examined Columns LMNOPQRSTUUVWX.

** Significantly higher than > 5 police areas.

Q32. Do you consider that the PR Police provides members of the police with the necessary equipment so that they can carry out their work effectively?

Two-thirds of the interviewed community members feel that the PRPD does not provide officers with the necessary equipment to carry out their work effectively.

- The highest Yes response with this criterion is among 18-24-year-olds and among residents of Ponce and Utuaado.

CIVIL COMPLAINTS, INTERNAL INVESTIGATIONS AND DISCIPLINE

The main objectives of the Civil Complaints, Internal Investigations and Discipline compliance area are for the PRPD to ensure that all allegations of officer misconduct are received and are fully and fairly investigated; that all investigative findings are supported by a preponderance of the evidence; and that all officers who commit misconduct are held accountable pursuant to a disciplinary system that is fair and consistent. PRPD shall develop policies and practices for the intake, investigation, and adjudication of misconduct complaints against PRPD officers. These policies and practices shall comply with applicable law and comport with generally accepted policing practices. (“Agreement” ¶ 159)

Table 33.1

PR Police Investigates Complaints Submitted By Citizens Against Any Police Officers for Inappropriate Conduct in an Objective, Complete and Transparent Manner

	TOTAL	AGE					GENDER		SEL			REFORM	
		18 - 24 years	25 - 34 years	35 - 44 years	45 - 59 years	60 years or more	Female	Male	SEL A/B	SEL C	SEL D/E	Reform Knowledge	No Reform Knowledge
		Percentage (%)											
Z-test		(B)	(C)	(D)	(E)	(F)	(G)	(H)	(I)	(J)	(K)	(Y)	(Z)
Yes	25.0	29.0 E	25.0	22.0	20.0	29.0 E	26.0	24.0	17.0	23.0	30.0	28.0	20.0
No	54.0	51.0	57.0	59.0 F	56.0	49.0	50.0	58.0 G	63.0 JK	55.0	49.0	54.0	54.0
Don't know	21.0	20.0	18.0	19.0	24.0	22.0	24.0 H	18.0	20.0	22.0	21.0	18.0	26.0 Y
		Frequency											
Yes	326	45	50	45	65	121	181	144	38	116	172	233	93
No	700	81	115	118	178	208	347	353	148	271	281	446	254
Don't know	274	31	36	38	75	93	164	110	48	107	119	152	121
Unweighted Base	1300	164	233	221	375	307	701	599	213	515	572	817	483
Weighted Base	1300	158	201	201	318	422	693	607	234	494	572	832	468

Notes

Z-test = Significant Level 95% - Examined Columns BCDEF, GH, IJK, YZ.

Q33. Do you think that the PR Police investigates complaints submitted by citizens against any Police Officer for inappropriate conduct in an objective, complete and transparent manner?

Table 33.2

PR Police Investigates Complaints Submitted By Citizens Against Any Police Officers for Inappropriate Conduct in an Objective, Complete and Transparent Manner

	TOTAL	POLICE AREA												
		San Juan	Arecibo	Ponce	Humacao	Mayagüez	Caguas	Bayamón	Carolina	Guayama	Aguadilla	Utuaodo	Fajardo	Aibonito
		Percentage (%)												
Z-test		(L)	(M)	(N)	(O)	(P)	(Q)	(R)	(S)	(T)	(U)	(V)	(W)	(X)
Yes	25.0	28.0	21.0	37.0 **	23.0	24.0	22.0	27.0	18.0	21.0	23.0	33.0	21.0	23.0
No	54.0	49.0	64.0 LNSV	44.0	61.0 N	53.0	60.0 N	52.0	50.0	56.0	55.0	44.0	52.0	71.0 LNRSV
Don't know	21.0	23.0 X	15.0	19.0	16.0	23.0 X	18.0	21.0 X	32.0 **	23.0 X	22.0 X	23.0 X	27.0 X	6.0
		Frequency												
Yes	326	36	25	49	15	25	29	62	21	11	20	13	11	9
No	700	64	75	57	40	54	78	123	58	29	50	17	27	28
Don't know	274	30	18	25	11	24	23	49	38	12	20	9	14	2
Unweighted Base	1300	131	119	128	61	103	130	251	115	46	91	36	53	36
Weighted Base	1300	130	117	130	65	104	130	234	117	52	91	39	52	39

Notes

Z-test = Significant Level 95% - Examined Columns LMNOPQRSTUUVWX.

** Significantly higher than > 5 police areas.

Q33. Do you think that the PR Police investigates complaints submitted by citizens against any Police Officer for inappropriate conduct in an objective, complete and transparent manner?

Over half of the respondents indicate that they do not believe that the PRPD investigates complaints submitted against officers for inappropriate conduct in an objective, transparent and thorough manner.

- This response of No increases the higher the SEL, is significantly higher among Males and among residents of Arecibo and Aibonito.
- By comparison, the highest Yes response is among Ponce residents.

Table 34.1

Level of Agreement that the PR Police Always Applies the Corresponding Disciplinary Measures Officers Who Have Been Charged and Positively Identified as Having Committed a Misdemeanor

	TOTAL	AGE					GENDER		SEL			REFORM	
		18 - 24 years	25 - 34 years	35 - 44 years	45 - 59 years	60 years or more	Female	Male	SEL A/B	SEL C	SEL D/E	Reform Knowledge	No Reform Knowledge
Percentage (%)													
Z-test		(B)	(C)	(D)	(E)	(F)	(G)	(H)	(I)	(J)	(K)	(Y)	(Z)
(5) Totally agree	14.1	18.8 C	10.4	12.2	13.3	15.6	14.2	14.0	6.2	16.0 I	15.8 I	16.1 Z	10.6
(4) Somewhat agree	24.3	23.0	23.7	19.9	21.7	29.1 DE	25.8	22.6	16.8	25.1 I	26.7 I	26.8 Z	19.8
(3) Nor agree, nor disagree	20.4	19.8	26.6 F	23.5 F	23.5 F	13.8	20.2	20.5	20.0	19.5	21.3	17.4	25.7 Y
(2) Somewhat disagree	18.4	19.0	18.9	19.7	18.6	17.3	18.6	18.2	19.3	20.4	16.4	17.5	20.0
(1) Totally disagree	13.6	11.0	12.3	14.4	12.2	15.8	11.1	16.4 G	27.4 JK	11.1	10.1	14.6	11.8
Don't know	9.2	8.3	8.0	10.2	10.8	8.4	10.0	8.2	10.3	7.9	9.8	7.6	12.0 Y
TOP 2 BOX (4, 5)	38.4	41.8	34.1	32.1	35.0	44.8 CDE	40.0	36.6	23.0	41.1 I	42.5 I	42.9 Z	30.5
BOT 2 BOX (1, 2)	32.0	30.0	31.2	34.1	30.8	33.1	29.7	34.6	46.7 JK	31.5	26.5	32.1	31.8
AVERAGE	3.1	3.2	3.0	3.0	3.1	3.1	3.2	3.0	2.5	3.2 I	3.2 I	3.1	3.0
Frequency													
(5) Totally agree	184	30	21	25	42	66	99	85	15	79	90	134	50
(4) Somewhat agree	316	36	48	40	69	123	179	137	39	124	153	223	93
(3) Nor agree, nor disagree	265	31	53	47	75	58	140	125	47	96	122	145	120
(2) Somewhat disagree	240	30	38	40	59	73	129	111	45	101	94	146	94
(1) Totally disagree	176	17	25	29	39	67	77	99	64	55	58	121	55
Don't know	120	13	16	20	34	35	69	50	24	39	56	63	56
TOP 2 BOX (4, 5)	499	66	69	65	111	189	277	222	54	203	243	357	143
BOT 2 BOX (1, 2)	416	47	63	69	98	140	206	210	109	155	151	267	149
Unweighted Base	1300	164	233	221	375	307	701	599	213	515	572	817	483
Weighted Base	1300	158	201	201	318	422	693	607	234	494	572	832	468

Notes

Z-test = Significant Level 95% - Examined Columns BCDEF, GH, IJK, YZ.

Q34. To the best of your knowledge, how much do you agree that the PR Police always applies the corresponding disciplinary measures to Police Officers who have been charged and positively identified as having committed a misdemeanor?

Table 34.2

Level of Agreement that the PR Police Always Applies the Corresponding Disciplinary Measures Officers Who Have Been Charged and Positively Identified as Having Committed a Misdemeanor

	TOTAL	POLICE AREA												
		San Juan	Arecibo	Ponce	Humacao	Mayagüez	Caguas	Bayamón	Carolina	Guayama	Aguadilla	Utua	Fajardo	Aibonito
		Percentage (%)												
Z-test		(L)	(M)	(N)	(O)	(P)	(Q)	(R)	(S)	(T)	(U)	(V)	(W)	(X)
(5) Totally agree	14.1	16.5 S	14.9	20.5 OQS	8.6	12.4	9.2	16.3 S	7.7	9.9	18.9 QS	10.4	10.1	22.0 QS
(4) Somewhat agree	24.3	19.2	15.9	25.7 T	37.0 LMSTX	28.4 MTX	27.8 MTX	25.7 MT	20.5	10.9	23.0	42.8 **	33.9 LMTX	10.9
(3) Nor agree, nor disagree	20.4	23.7 M	12.7	26.8 MOR	12.0	19.3	23.0 M	15.7	24.6	29.1 MR	22.8 MOR	13.1	16.5	29.7 MOR
(2) Somewhat disagree	18.4	15.5	13.4	10.5	18.4	17.8	19.6 NV	24.9 LMNV	24.2 MNV	23.1 NV	18.7 V	4.3	17.0	21.0 V
(1) Totally disagree	13.6	11.8	37.5 **	10.8	13.9	10.6	12.8	8.6	12.3	13.6	8.5	13.2	15.3	10.9
Don't know	9.2	13.3 MN	5.6	5.7	10.1	11.5	7.5	8.9	10.8	13.4	8.1	16.3 MN	7.1	5.5
TOP 2 BOX (4, 5)	38.4	35.8	30.8	46.2 MST	45.6 ST	40.8 T	37.0	42.0 MST	28.1	20.8	41.9 ST	53.2 MST	44.1 ST	32.9
BOT 2 BOX (1, 2)	32.0	27.3	50.9 **	21.3	32.3	28.3	32.5	33.4 N	36.5 N	36.7 NV	27.2 N	17.4	32.3	32.0
AVERAGE	3.1	3.2 M	2.6	3.4 MQST	3.1 M	3.2 M	3.0 M	3.2 MS	2.9	2.8	3.3 MS	3.4 **	3.1	3.1
		Frequency												
(5) Totally agree	184	22	17	27	6	13	12	38	9	5	17	4	5	9
(4) Somewhat agree	316	25	19	33	24	30	36	60	24	6	21	17	18	4
(3) Nor agree, nor disagree	265	31	15	35	8	20	30	37	29	15	21	5	9	12
(2) Somewhat disagree	240	20	16	14	12	18	26	58	28	12	17	2	9	8
(1) Totally disagree	176	15	44	14	9	11	17	20	14	7	8	5	8	4
Don't know	120	17	7	7	7	12	10	21	13	7	7	6	4	2
TOP 2 BOX (4, 5)	499	46	36	60	30	42	48	98	33	11	38	21	23	13
BOT 2 BOX (1, 2)	416	35	60	28	21	29	42	78	43	19	25	7	17	12
Unweighted Base	1300	131	119	128	61	103	130	251	115	46	91	36	53	36
Weighted Base	1300	130	117	130	65	104	130	234	117	52	91	39	52	39

Notes

Z-test = Significant Level 95% - Examined Columns LMNOPQRSTUUVWX.

** Significantly higher than > 5 police areas.

Q34. To the best of your knowledge, how much do you agree that the PR Police always applies the corresponding disciplinary measures to Police Officers who have been charged and positively identified as having committed a misdemeanor?

Agreement on whether the PRPD applies the corresponding disciplinary measures against officers charged with misdemeanors is split amongst the community members. Four out of ten agree that these measures are applied, while three out of ten disagree.

- Disagreement is highest in Arecibo and Aibonito (over half of these respondents indicate some level of disagreement) and in the A/B SEL.
- Among the age groups, the most positive agreement is observed in the 60+ year old age segment.

Table 35.1

PR Police Provide Public Information to the Public on the Statistics of Investigations of Complaints About Any Police Officer or Civil Employees Submitted By Complainants

	TOTAL	AGE					GENDER		SEL			REFORM	
		18 - 24 years	25 - 34 years	35 - 44 years	45 - 59 years	60 years or more	Female	Male	SEL A/B	SEL C	SEL D/E	Reform Knowledge	No Reform Knowledge
Percentage (%)													
Z-test		(B)	(C)	(D)	(E)	(F)	(G)	(H)	(I)	(J)	(K)	(Y)	(Z)
Yes	28.0	40.0	33.0	30.0	20.0	25.0	29.0	26.0	18.0	26.0	33.0	29.0	25.0
No	72.0	60.0	67.0	70.0	80.0	75.0	71.0	74.0	82.0	74.0	67.0	71.0	75.0
Frequency													
Yes	359	63	67	61	63	104	198	161	41	126	192	241	118
No	941	94	134	140	255	318	495	446	193	368	380	591	350
Unweighted Base	1300	164	233	221	375	307	701	599	213	515	572	817	483
Weighted Base	1300	158	201	201	318	422	693	607	234	494	572	832	468

Notes

Z-test = Significant Level 95% - Examined Columns BCDEF, GH, IJK, YZ.

Q35. Does the PR Police provide public information to the public on the statistics of investigations of complaints about any Police Officer or civil employees submitted by complainants?

Table 35.2

PR Police Provide Public Information to the Public on the Statistics of Investigations of Complaints About Any Police Officer or Civil Employees Submitted By Complainants

	TOTAL	POLICE AREA												
		San Juan	Arecibo	Ponce	Humacao	Mayagüez	Caguas	Bayamón	Carolina	Guayama	Aguadilla	Utuaodo	Fajardo	Aibonito
Percentage (%)														
Z-test		(L)	(M)	(N)	(O)	(P)	(Q)	(R)	(S)	(T)	(U)	(V)	(W)	(X)
Yes	28.0	26.0	19.0	35.0	35.0	27.0	17.0	29.0	24.0	28.0	33.0	42.0	29.0	34.0
No	72.0	74.0	81.0	65.0	65.0	73.0	83.0	71.0	76.0	72.0	67.0	58.0	71.0	66.0
Frequency														
Yes	359	34	22	46	23	28	22	67	28	14	30	16	15	13
No	941	96	95	84	42	76	108	167	89	38	61	23	37	26
Unweighted Base	1300	131	119	128	61	103	130	251	115	46	91	36	53	36
Weighted Base	1300	130	117	130	65	104	130	234	117	52	91	39	52	39

Notes

Z-test = Significant Level 95% - Examined Columns LMNOPQRSTUUVWX.

** Significantly higher than > 5 police areas.

Q35. Does the PR Police provide public information to the public on the statistics of investigations of complaints about any Police Officer or civil employees submitted by complainants?

Seven out of ten respondents indicate that the PRPD does not provide public information regarding the officer or civil employee complaint investigation statistics.

- The younger age groups tend to have a more positive response, as do residents of Ponce and Utuaodo.
- A more negative response is observed as the SEL increases and in the Arecibo and Caguas regions.

Table 36.1

PR Police Take Adequate Measures to Protect Citizens Who File Complaints Against Any Police Officer from Possible Reprisals

	TOTAL	AGE					GENDER		SEL			REFORM	
		18 - 24 years	25 - 34 years	35 - 44 years	45 - 59 years	60 years or more	Female	Male	SEL A/B	SEL C	SEL D/E	Reform Knowledge	No Reform Knowledge
Percentage (%)													
Z-test		(B)	(C)	(D)	(E)	(F)	(G)	(H)	(I)	(J)	(K)	(Y)	(Z)
Yes	23.0	31.0 DE	25.0 E	20.0	16.0	26.0 E	25.0	22.0	15.0	21.0	29.0 IJ	26.0 Z	18.0
No	50.0	43.0	45.0	56.0 BC	53.0	49.0	45.0	55.0 G	59.0 JK	50.0	45.0	51.0	48.0
Don't know	27.0	26.0	30.0	24.0 D	31.0	25.0	30.0 H	23.0	26.0	29.0	26.0	23.0	34.0 Y
Frequency													
Yes	302	48	50	41	52	110	170	132	35	101	167	217	85
No	646	69	90	113	167	207	314	332	138	248	260	421	225
Don't know	352	41	60	47	99	105	209	142	61	145	146	194	158
Unweighted Base	1300	164	233	221	375	307	701	599	213	515	572	817	483
Weighted Base	1300	158	201	201	318	422	693	607	234	494	572	832	468

Notes

Z-test = Significant Level 95% - Examined Columns BCDEF, GH, IJK, YZ.

Q36. Do you think that the PR Police take adequate measures to protect citizens who file complaints against any Police Officer from possible reprisals?

Table 36.2

PR Police Take Adequate Measures to Protect Citizens Who File Complaints Against Any Police Officer from Possible Reprisals

	TOTAL	POLICE AREA													
		San Juan	Arecibo	Ponce	Humacao	Mayagüez	Caguas	Bayamón	Carolina	Guayama	Aguadilla	Utuaado	Fajardo	Aibonito	
Percentage (%)															
Z-test		(L)	(M)	(N)	(O)	(P)	(Q)	(R)	(S)	(T)	(U)	(V)	(W)	(X)	
Yes	23.0	20.0	18.0	34.0 LMQS	27.0	27.0 S	18.0	26.0 S	14.0	22.0	25.0 S	23.0	23.0	29.0 S	
No	50.0	41.0	64.0 **	37.0 LNU	61.0	45.0	59.0 LNPU	50.0 N	52.0 N	50.0	44.0	43.0	47.0	51.0	
Don't know	27.0	39.0 MOQRX	18.0	29.0 MO	12.0	28.0 O	23.0	24.0 O	34.0 MO	28.0 O	31.0 MO	34.0 MO	30.0 O	20.0	
Frequency															
Yes	302	26	21	44	17	28	23	60	17	11	23	9	12	11	
No	646	54	76	48	40	47	77	116	61	26	40	17	25	20	
Don't know	352	50	21	38	8	29	30	58	39	15	28	13	15	8	
Unweighted Base	1300	131	119	128	61	103	130	251	115	46	91	36	53	36	
Weighted Base	1300	130	117	130	65	104	130	234	117	52	91	39	52	39	

Notes

Z-test = Significant Level 95% - Examined Columns LMNOPQRSTUUVWX.

** Significantly higher than > 5 police areas.

Q36. Do you think that the PR Police take adequate measures to protect citizens who file complaints against any Police Officer from possible reprisals?

Half of the interviewed community members feel that the PRPD does not take adequate measures to protect citizens who file complaints from reprisals. One out of four indicate that the PRPD does take adequate measures, with the remainder not knowing how to answer.

- The No response is particularly notable among 35-44-year-olds, Males, the A/B SEL, and residents of Arecibo, Humacao and Caguas.

TCA COMMUNITY SURVEY

Table 37.1

Level of Agreement that the PR Police Has Efficient, Manageable and Accessible Physical or Online Mechanisms to File Complaints for Improper Conduct By Any Police Officer

	TOTAL	AGE					GENDER		SEL			REFORM	
		18 - 24 years	25 - 34 years	35 - 44 years	45 - 59 years	60 years or more	Female	Male	SEL A/B	SEL C	SEL D/E	Reform Knowledge	No Reform Knowledge
Percentage (%)													
Z-test		(B)	(C)	(D)	(E)	(F)	(G)	(H)	(I)	(J)	(K)	(Y)	(Z)
(5) Totally agree	10.8	11.8	14.2 E	12.8	7.8	10.1	11.8	9.7	6.2	10.3	13.1	12.8	7.3
(4) Somewhat agree	21.6	22.1	18.8	19.9	21.6	23.7	21.7	21.6	16.7	19.9	25.2 I	23.7	18.0
(3) Nor agree, nor disagree	20.5	25.9 F	25.1 F	19.7 F	25.0 F	13.4	20.3	20.8	14.7	22.4 I	21.3 I	18.3	24.5 Y
(2) Somewhat disagree	14.7	15.9	13.3	17.8	14.2	13.7	13.4	16.1	20.3 K	15.6	11.6	14.7	14.6
(1) Totally disagree	12.9	6.7	9.9	10.7	12.0	18.4 BCDE	10.1	16.2 G	24.2 JK	12.1	9.1	14.7	9.8
Don't know	19.4	17.5	18.7	19.2	19.4	20.6	22.7 H	15.7	17.9	19.8	19.7	15.8	25.9 Y
TOP 2 BOX (4, 5)	32.4	33.9	33.0	32.6	29.4	33.8	33.5	31.2	22.9	30.2	38.3 J	36.5	25.2 Z
BOT 2 BOX (1, 2)	27.6	22.6	23.2	28.5	26.2	32.2 BC	23.5	32.2 G	44.5 JK	27.6 K	20.6	29.4	24.3
AVERAGE	3.0	3.2	3.2	3.1	3.0	2.9	3.2 H	2.9	2.5	3.0 I	3.3 J	3.1	3.0
Frequency													
(5) Totally agree	140	19	29	26	25	42	81	59	14	51	75	106	34
(4) Somewhat agree	281	35	38	40	69	100	151	131	39	98	144	197	84
(3) Nor agree, nor disagree	267	41	50	40	80	57	141	126	34	111	122	152	115
(2) Somewhat disagree	191	25	27	36	45	58	93	98	47	77	66	122	68
(1) Totally disagree	168	11	20	21	38	78	70	98	57	60	52	122	46
Don't know	253	28	38	39	62	87	157	95	42	98	113	131	121
TOP 2 BOX (4, 5)	422	53	66	66	93	143	232	190	54	149	219	303	118
BOT 2 BOX (1, 2)	359	36	47	57	83	136	163	196	104	137	118	245	114
Unweighted Base	1300	164	233	221	375	307	701	599	213	515	572	817	483
Weighted Base	1300	158	201	201	318	422	693	607	234	494	572	832	468

Notes

Z-test = Significant Level 95% - Examined Columns BCDEF, GH, IJK, YZ.

Q37. To the best of your knowledge, how much do you agree that the PR Police has efficient, manageable and accessible physical or online mechanisms to file complaints for improper conduct by any Police Officer?

Table 37.2

Level of Agreement that the PR Police Has Efficient, Manageable and Accessible Physical or Online Mechanisms to File Complaints for Improper Conduct By Any Police Officer

	TOTAL	POLICE AREA												
	San Juan	Arecibo	Ponce	Humacao	Mayagüez	Caguas	Bayamón	Carolina	Guayama	Aguadilla	Utuado	Fajardo	Aibonito	
	Percentage (%)													
Z-test	(L)	(M)	(N)	(O)	(P)	(Q)	(R)	(S)	(T)	(U)	(V)	(W)	(X)	
(5) Totally agree	10.8	8.2	10.1	17.3	7.2	11.5	7.8	12.0	8.0	13.4	11.2	14.2	7.5	11.1
(4) Somewhat agree	21.6	21.5	20.1	22.5	33.9	18.4	17.3	23.9	16.3	18.0	16.3	27.9	29.8	29.3
(3) Nor agree, nor disagree	20.5	16.3	9.9	20.0	10.4	27.1	28.2	20.4	28.2	20.7	17.3	20.8	23.1	23.7
(2) Somewhat disagree	14.7	14.2	17.8	10.3	11.2	16.8	18.7	12.7	13.2	16.0	22.7	7.1	10.3	16.5
(1) Totally disagree	12.9	13.0	35.1	9.1	11.7	5.1	10.8	14.8	8.3	19.9	10.7	2.7	9.3	2.9
Don't know	19.4	26.7	7.0	20.7	25.6	21.1	17.2	16.2	26.0	12.0	21.6	27.3	20.1	16.5
TOP 2 BOX (4, 5)	32.4	29.7	30.2	39.8	41.1	29.8	25.2	35.9	24.3	31.4	27.6	42.1	37.2	40.4
BOT 2 BOX (1, 2)	27.6	27.2	52.9	19.5	22.9	21.9	29.5	27.5	21.5	35.9	33.4	9.8	19.6	19.3
AVERAGE	3.0	3.0	2.5	3.4	3.2	3.2	2.9	3.1	3.0	2.9	2.9	3.6	3.2	3.4
	Frequency													
(5) Totally agree	140	11	12	22	5	12	10	28	9	7	10	6	4	4
(4) Somewhat agree	281	28	23	29	22	19	23	56	19	9	15	11	15	11
(3) Nor agree, nor disagree	267	21	12	26	7	28	37	48	33	11	16	8	12	9
(2) Somewhat disagree	191	19	21	13	7	17	24	30	15	8	21	3	5	6
(1) Totally disagree	168	17	41	12	8	5	14	35	10	10	10	1	5	1
Don't know	253	35	8	27	17	22	22	38	30	6	20	11	10	6
TOP 2 BOX (4, 5)	422	39	35	52	27	31	33	84	28	16	25	16	19	16
BOT 2 BOX (1, 2)	359	35	62	25	15	23	38	64	25	19	30	4	10	8
Unweighted Base	1300	131	119	128	61	103	130	251	115	46	91	36	53	36
Weighted Base	1300	130	117	130	65	104	130	234	117	52	91	39	52	39

Notes

Z-test = Significant Level 95% - Examined Columns LMNOPQRSTU VWX.

** Significantly higher than > 5 police areas.

Q37. To the best of your knowledge, how much do you agree that the PR Police has efficient, manageable and accessible physical or online mechanisms to file complaints for improper conduct by any Police Officer?

There is a fragmented agreement response on whether the PRPD has an efficient, manageable, and accessible mechanism for filing improper conduct complaints, with three out of ten agreeing and three out of ten disagreeing with this criterion.

- Disagreement is once again highest in the A/B SEL, among Males and among residents of Arecibo.

Table 38.1
Citizens Know How to Submit a Complaint for Improper Conduct of a Police Officer

	TOTAL	AGE					GENDER		SEL			REFORM	
		18 - 24 years	25 - 34 years	35 - 44 years	45 - 59 years	60 years or more	Female	Male	SEL A/B	SEL C	SEL D/E	Reform Knowledge	No Reform Knowledge
Percentage (%)													
Z-test		(B)	(C)	(D)	(E)	(F)	(G)	(H)	(I)	(J)	(K)	(Y)	(Z)
Yes	29.0	36.0 F	29.0	27.0	32.0	26.0	29.0	30.0	27.0	26.0	33.0 J	35.0 Z	20.0
No	71.0	64.0	71.0	73.0	68.0	74.0 B	71.0	70.0	73.0	74.0 K	67.0	65.0	80.0 Y
Frequency													
Yes	381	58	57	55	101	110	200	181	64	129	188	290	91
No	919	100	144	146	217	312	492	427	170	365	384	542	377
Unweighted Base	1300	164	233	221	375	307	701	599	213	515	572	817	483
Weighted Base	1300	158	201	201	318	422	693	607	234	494	572	832	468

Notes
Z-test = Significant Level 95% - Examined Columns BCDEF, GH, IJK, YZ.
Q38. Do you know how to submit a complaint for improper conduct of a PR Police Officer?

Table 38.2
Citizens Know How to Submit a Complaint for Improper Conduct of a Police Officer

	TOTAL	POLICE AREA												
		San Juan	Arecibo	Ponce	Humacao	Mayagüez	Caguas	Bayamón	Carolina	Guayama	Aguadilla	Utuaado	Fajardo	Aibonito
Percentage (%)														
Z-test		(L)	(M)	(N)	(O)	(P)	(Q)	(R)	(S)	(T)	(U)	(V)	(W)	(X)
Yes	29.0	23.0	16.0	38.0 LMPU	40.0 LMPU	20.0	32.0 MPU	33.0 MPU	27.0	38.0 MPU	19.0	38.0 MPU	35.0 MPU	41.0 LMPU
No	71.0	77.0 NOX	84.0 **	62.0	60.0	80.0 **	68.0	67.0	73.0	62.0	81.0 **	62.0	65.0	59.0
Frequency														
Yes	381	30	19	50	26	21	42	77	31	20	17	15	18	16
No	919	100	98	80	39	83	88	157	86	32	74	24	34	23
Unweighted Base	1300	131	119	128	61	103	130	251	115	46	91	36	53	36
Weighted Base	1300	130	117	130	65	104	130	234	117	52	91	39	52	39

Notes
Z-test = Significant Level 95% - Examined Columns LMNOPQRSTUUVWX.
** Significantly higher than > 5 police areas.
Q38. Do you know how to submit a complaint for improper conduct of a PR Police Officer?

Only three out of ten community members indicate having knowledge on how to submit a complaint about improper conduct by a police officer.

- The 18–24-year-old segment and residents of several regions including Ponce, Humacao, Guayama, Utuaado and Aibonito have a higher incidence of having this knowledge, albeit not as the majority group in these segments.

COMMUNITY ENGAGEMENT AND PUBLIC INFORMATION

The main objectives of the Community Engagement and Public Information compliance area are for the PRPD to create robust community relationships and engage constructively with the community to ensure collaborative problem-solving, ethical and bias-free policing, and more effective crime prevention. PRPD shall integrate community and problem-oriented policing principles into its management, policies and procedures, recruitment, training, personnel evaluations, tactics, deployment of resources, and systems of accountability. PRPD shall engage the public in the reform process through the dissemination of public information on a regular basis. (“Agreement” ¶ 205)

Table 39.1
Level of Agreement that the PR Police Knows the Needs and Concerns of the Community

	TOTAL	AGE					GENDER		SEL			REFORM	
		18 - 24 years	25 - 34 years	35 - 44 years	45 - 59 years	60 years or more	Female	Male	SEL A/B	SEL C	SEL D/E	Reform Knowledge	No Reform Knowledge
Percentage (%)													
<i>Z-test</i>		(B)	(C)	(D)	(E)	(F)	(G)	(H)	(I)	(J)	(K)	(Y)	(Z)
(5) Totally agree	14.2	18.1 E	12.9	20.0 CEF	10.5	13.5	14.4	14.0	11.4	12.4	16.9 J	16.2 Z	10.7
(4) Somewhat agree	30.5	24.2	32.9 D	19.5	32.5 D	35.4 BD	30.3	30.6	25.8	33.9 I	29.5	32.9 Z	26.2
(3) Nor agree, nor disagree	18.7	21.5 F	27.9 EF	21.4	19.2 F	11.5	19.8	17.5	15.7	19.9	18.9	17.9	20.1
(2) Somewhat disagree	14.4	13.4	11.7	19.2 CF	18.8 CF	10.6	15.1	13.7	13.4	16.2	13.4	12.3	18.2 Y
(1) Totally disagree	15.4	13.8	7.7	11.8	14.0 C	22.3 BCDE	12.7	18.4 G	28.8 JK	11.3	13.4	15.3	15.5
Don't know	6.8	9.0	6.9	8.1	5.0	6.7	7.8	5.7	4.9	6.4	7.9	5.4	9.3 Y
TOP 2 BOX (4, 5)	44.7	42.3	45.8	39.6	42.9	48.8 D	44.7	44.7	37.2	46.3 I	46.4 I	49.1 Z	36.9
BOT 2 BOX (1, 2)	29.8	27.2	19.4	31.0 C	32.9 C	32.9 C	27.8	32.1	42.2 JK	27.4	26.8	27.6	33.7 Y
AVERAGE	3.2	3.2	3.3 EF	3.2	3.1	3.1	3.2	3.1	2.8	3.2 I	3.3 I	3.2 Z	3.0
Frequency													
(5) Totally agree	185	29	26	40	33	57	100	85	27	61	97	135	50
(4) Somewhat agree	396	38	66	39	103	149	210	186	60	167	169	274	122
(3) Nor agree, nor disagree	243	34	56	43	61	49	137	106	37	98	108	149	94
(2) Somewhat disagree	188	21	23	38	60	45	104	83	31	80	77	102	85
(1) Totally disagree	200	22	15	24	45	94	88	112	67	56	77	127	73
Don't know	89	14	14	16	16	28	54	35	12	32	45	45	44
TOP 2 BOX (4, 5)	581	67	92	79	136	206	310	271	87	229	265	408	173
BOT 2 BOX (1, 2)	388	43	39	62	104	139	192	195	99	135	153	230	158
Unweighted Base	1300	164	233	221	375	307	701	599	213	515	572	817	483
Weighted Base	1300	158	201	201	318	422	693	607	234	494	572	832	468

Notes
 Z-test = Significant Level 95% - Examined Columns BCDEF, GH, IJK, YZ.
 Q39. According to your perception, how much do you agree that the PR Police knows the needs and concerns of the community?

Table 39.2

Level of Agreement that the PR Police Knows the Needs and Concerns of the Community

	TOTAL	POLICE AREA												
		San Juan	Arecibo	Ponce	Humacao	Mayagüez	Caguas	Bayamón	Carolina	Guayama	Aguadilla	Utua	Fajardo	Aibonito
	Percentage (%)													
Z-test	(L)	(M)	(N)	(O)	(P)	(Q)	(R)	(S)	(T)	(U)	(V)	(W)	(X)	
(5) Totally agree	14.2	17.9 QS	12.7	20.4 QS	8.9	14.4	7.4	19.1 QS	7.6	17.4	11.8	11.7	10.1	16.6
(4) Somewhat agree	30.5	27.2	20.0	33.2 M	41.0 M	29.0	29.5	31.8 M	29.6	30.5	33.1 M	31.2	39.2 M	30.2
(3) Nor agree, nor disagree	18.7	17.2	18.7	22.8	11.1	19.2	17.1	15.7	23.3	14.1	19.3	15.8	18.8	37.4 **
(2) Somewhat disagree	14.4	19.1 MN	5.4	8.1	13.6	20.2	22.9	15.6 MN	15.2 M	13.3	12.1	13.6	11.4	7.6
(1) Totally disagree	15.4	8.6	41.6 **	7.7	16.4	10.2	18.1 LN	11.9	14.2	24.7 LNPRX	12.8	13.6	17.1	5.5
Don't know	6.8	9.9 MT	1.6	7.8 M	9.0 MT	7.1	5.0	5.9	10.2 MT	—	10.8 MT	14.1 MT	3.4	2.7
TOP 2 BOX (4, 5)	44.7	45.2	32.7	53.5 MQS	49.9 M	43.4	36.9	50.9 MQS	37.1	47.9	44.9	42.9	49.2 M	46.8
BOT 2 BOX (1, 2)	29.8	27.7 N	47.0 **	15.8	30.0	30.3	41.0 LNRUX	27.5 N	29.4	38.1 NX	24.9	27.2	28.5	13.1
AVERAGE	3.2	3.3 MQ	2.6	3.6 MPOST	3.1 M	3.2	2.8	3.3 MQ	3.0 M	3.0	3.2 M	3.2	3.1 M	3.5 MQ
Frequency														
(5) Totally agree	185	23	15	27	6	15	10	45	9	9	11	5	5	6
(4) Somewhat agree	396	35	23	43	27	30	38	74	35	16	30	12	20	12
(3) Nor agree, nor disagree	243	22	22	30	7	20	22	37	27	7	18	6	10	15
(2) Somewhat disagree	188	25	6	11	9	21	30	36	18	7	11	5	6	3
(1) Totally disagree	200	11	49	10	11	11	24	28	17	13	12	5	9	2
Don't know	89	13	2	10	6	7	7	14	12	0	10	6	2	1
TOP 2 BOX (4, 5)	581	59	38	70	32	45	48	119	43	25	41	17	26	18
BOT 2 BOX (1, 2)	388	36	55	21	20	32	53	64	34	20	23	11	15	5
Unweighted Base	1300	131	119	128	61	103	130	251	115	46	91	36	53	36
Weighted Base	1300	130	117	130	65	104	130	234	117	52	91	39	52	39

Notes

Z-test = Significant Level 95% - Examined Columns LMNOPQRSTUUVWX.

** Significantly higher than > 5 police areas.

Q39. According to your perception, how much do you agree that the PR Police knows the needs and concerns of the community?

Just under half of the community members (45%) agree to some degree that the PRPD knows the needs and concerns of the community.

- The biggest disagreements with this element are found in the A/B SEL group and among residents of Arecibo and Caguas.

Table 40.1

Level of Agreement that the PR Police Encourages the Collaboration of Police Officers with the Communities in the Prevention and Solution of Problems

	TOTAL	AGE					GENDER		SEL			REFORM	
		18 - 24 years	25 - 34 years	35 - 44 years	45 - 59 years	60 years or more	Female	Male	SEL A/B	SEL C	SEL D/E	Reform Knowledge	No Reform Knowledge
Percentage (%)													
<i>Z-test</i>		(B)	(C)	(D)	(E)	(F)	(G)	(H)	(I)	(J)	(K)	(Y)	(Z)
(5) Totally agree	15.7	16.1	16.2	21.6 EF	13.6	14.2	17.0	14.2	10.4	15.4	18.1 I	17.5 Z	12.5
(4) Somewhat agree	33.5	28.9	35.9 D	23.5	34.1 D	38.4 BD	33.8	33.2	26.3	34.5 I	35.6 I	35.9 Z	29.3
(3) Nor agree, nor disagree	24.0	35.4 EF	29.6 F	26.8 F	24.8 F	15.0	25.5	22.3	19.1	25.1	25.1	21.1	29.2 Y
(2) Somewhat disagree	14.3	12.9	11.4	16.4	16.6	13.6	14.4	14.2	17.4	14.1	13.2	12.6	17.3 Y
(1) Totally disagree	12.5	6.7	6.9	11.7	10.8	18.8 BCDE	9.3	16.1 G	26.8 JK	10.9	8.0	12.9	11.7
TOP 2 BOX (4, 5)	49.2	45.0	52.1	45.1	47.7	52.6	50.8	47.4	36.7	49.9	53.8 I	53.4 Z	41.8
BOT 2 BOX (1, 2)	26.8	19.6	18.3	28.1 C	27.5 C	32.4 BC	23.7	30.3 G	44.2 JK	25.0	21.2	25.5	29.1
AVERAGE	3.3	3.4	3.4 EF	3.3	3.2	3.2	3.4 H	3.2	2.8	3.3	3.4 I	3.3 Z	3.1
Frequency													
(5) Totally agree	204	25	33	43	43	60	118	86	24	76	104	146	58
(4) Somewhat agree	436	46	72	47	109	162	234	202	61	171	204	299	137
(3) Nor agree, nor disagree	312	56	60	54	79	63	177	135	45	124	143	175	137
(2) Somewhat disagree	186	20	23	33	53	57	100	86	41	70	76	105	81
(1) Totally disagree	162	11	14	24	34	79	64	98	63	54	46	107	55
TOP 2 BOX (4, 5)	640	71	105	91	152	222	352	288	86	247	307	445	195
BOT 2 BOX (1, 2)	348	31	37	56	87	137	164	184	103	124	121	212	136
Unweighted Base	1300	164	233	221	375	307	701	599	213	515	572	817	483
Weighted Base	1300	158	201	201	318	422	693	607	234	494	572	832	468

Notes

Z-test = Significant Level 95% - Examined Columns BCDEF, GH, IJK, YZ.

Q40. How much do you agree that the PR Police encourages the collaboration of Police Officers with the communities in the prevention and solution of problems?

Table 40.2

Level of Agreement that the PR Police Encourages the Collaboration of Police Officers with the Communities in the Prevention and Solution of Problems

	TOTAL	POLICE AREA												
	San Juan	Arecibo	Ponce	Humacao	Mayagüez	Caguas	Bayamón	Carolina	Guayama	Aguadilla	Utuado	Fajardo	Aibonito	
	Percentage (%)													
<i>Z-test</i>	(L)	(M)	(N)	(O)	(P)	(Q)	(R)	(S)	(T)	(U)	(V)	(W)	(X)	
(5) Totally agree	15.7	22.9 <i>MQSX</i>	10.8	23.7 <i>MQSX</i>	14.0	19.9 <i>QX</i>	7.7	17.5 <i>Q</i>	12.4	12.8	16.0	16.7	11.9	5.2
(4) Somewhat agree	33.5	32.7	21.7	34.4 <i>M</i>	41.6 <i>M</i>	28.7	33.2 <i>M</i>	35.9 <i>M</i>	36.1 <i>M</i>	28.1	38.2 <i>M</i>	37.0	34.0	38.9 <i>M</i>
(3) Nor agree, nor disagree	24.0	21.2	14.3	24.2	17.7	28.8 <i>M</i>	24.9 <i>M</i>	22.2	33.5 <i>LMOR</i>	26.1	22.8	19.1	24.8	41.6 <i>**</i>
(2) Somewhat disagree	14.3	14.0	10.7	10.1	17.1	12.5	20.5 <i>MN</i>	14.4	12.6	24.2 <i>MN</i>	15.6	17.5	12.4	8.5
(1) Totally disagree	12.5	9.1	42.6 <i>**</i>	7.7	9.6	10.2	13.6 <i>S</i>	10.0	5.3	8.8	7.4	9.7	16.9 <i>S</i>	5.7
TOP 2 BOX (4, 5)	49.2	55.7 <i>MQ</i>	32.4	58.1 <i>MQ</i>	55.6 <i>M</i>	48.6 <i>M</i>	40.9	53.4 <i>MQ</i>	48.5 <i>M</i>	40.9	54.2 <i>M</i>	53.8 <i>M</i>	46.0	44.2
BOT 2 BOX (1, 2)	26.8	23.1	53.2 <i>**</i>	17.8	26.7	22.7	34.1 <i>NSX</i>	24.4	17.9	33.0 <i>NS</i>	23.0	27.2	29.3	14.2
AVERAGE	3.3	3.5 <i>MQ</i>	2.5	3.6 <i>MQTW</i>	3.3 <i>M</i>	3.4 <i>MQ</i>	3.0 <i>M</i>	3.4 <i>MQ</i>	3.4 <i>MQ</i>	3.1 <i>M</i>	3.4 <i>MQ</i>	3.3 <i>M</i>	3.1 <i>M</i>	3.3 <i>M</i>
	Frequency													
(5) Totally agree	204	30	13	31	9	21	10	41	15	7	15	7	6	2
(4) Somewhat agree	436	43	25	45	27	30	43	84	42	15	35	14	18	15
(3) Nor agree, nor disagree	312	28	17	31	11	30	32	52	39	14	21	7	13	16
(2) Somewhat disagree	186	18	12	13	11	13	27	34	15	13	14	7	6	3
(1) Totally disagree	162	12	50	10	6	11	18	23	6	5	7	4	9	2
TOP 2 BOX (4, 5)	640	72	38	75	36	51	53	125	57	21	49	21	24	17
BOT 2 BOX (1, 2)	348	30	62	23	17	24	44	57	21	17	21	11	15	6
Unweighted Base	1300	131	119	128	61	103	130	251	115	46	91	36	53	36
Weighted Base	1300	130	117	130	65	104	130	234	117	52	91	39	52	39

Notes

Z-test = Significant Level 95% - Examined Columns *LMNOPQRSTU* **VWX**.

****** Significantly higher than > 5 police areas.

Q40. How much do you agree that the PR Police encourages the collaboration of Police Officers with the communities in the prevention and solution of problems?

Around half of the community members also exhibit some level of agreement with regards to the PRPD encouraging the collaboration of police officers with the communities in the prevention and resolution of problems.

- Once again, the A/B SEL group exhibits a higher disagreement level, along with Arecibo residents.

TCA COMMUNITY SURVEY

94

Table 41.1*Level of Confidence that Citizens Have Regarding the Public Security Services Provided by the PR Police Officers*

	TOTAL	AGE					GENDER		SEL			REFORM	
		18 - 24 years	25 - 34 years	35 - 44 years	45 - 59 years	60 years or more	Female	Male	SEL A/B	SEL C	SEL D/E	Reform Knowledge	No Reform Knowledge
Percentage (%)													
<i>Z-test</i>		(B)	(C)	(D)	(E)	(F)	(G)	(H)	(I)	(J)	(K)	(Y)	(Z)
(4) Very confident	10.4	10.9	9.6	12.0	7.6	12.0	11.5	9.2	4.7	10.9	12.3	12.4	6.8
(3) Somewhat confident	34.9	35.7	36.0	35.3	35.6	33.3	34.6	35.2	28.8	34.2	38.0	34.5	35.7
(2) Somewhat distrustful	30.9	33.0	34.1	31.6	30.7	28.4	31.2	30.5	27.6	33.5	30.0	28.7	34.8
(1) Very distrustful	20.0	13.4	18.2	18.8	22.4	22.0	17.8	22.4	36.7	17.5	15.2	21.0	18.1
Don't know	3.8	6.9	2.1	2.2	3.7	4.3	4.9	2.6	2.2	3.9	4.4	3.4	4.7
TOP 2 BOX (3, 4)	45.3	46.6	45.6	47.3	43.2	45.3	46.1	44.5	33.4	45.1	50.3	46.9	42.5
BOT 2 BOX (1, 2)	50.9	46.5	52.3	50.5	53.1	50.3	49.1	52.9	64.3	51.0	45.3	49.7	52.9
AVERAGE	2.4	2.5	2.4	2.4	2.3	2.4	2.4	2.3	2.0	2.4	2.5	2.4	2.3
Frequency													
(4) Very confident	135	17	19	24	24	51	79	56	11	54	71	103	32
(3) Somewhat confident	454	56	72	71	113	141	240	214	67	169	217	287	167
(2) Somewhat distrustful	402	52	69	64	98	120	217	185	65	165	172	239	163
(1) Very distrustful	260	21	37	38	71	93	124	136	86	86	87	175	85
Don't know	50	11	4	4	12	18	34	16	5	19	25	28	22
TOP 2 BOX (3, 4)	589	73	92	95	137	191	319	270	78	223	288	390	199
BOT 2 BOX (1, 2)	661	73	105	101	169	213	340	321	150	252	259	414	247
Unweighted Base	1300	164	233	221	375	307	701	599	213	515	572	817	483
Weighted Base	1300	158	201	201	318	422	693	607	234	494	572	832	468

Notes

Z-test = Significant Level 95% - Examined Columns BCDEF, GH, UK, YZ.

Q41. According to your perception, what is the level of confidence that citizens have regarding the public security services provided by the PR Police Officers?

Table 41.2

Level of Confidence that Citizens Have Regarding the Public Security Services Provided By the PR Police Officers

	TOTAL	POLICE AREA													
	San Juan	Arecibo	Ponce	Humacao	Mayagüez	Caguas	Bayamón	Carolina	Guayama	Aguadilla	Utua	Fajardo	Aibonito		
	Percentage (%)														
<i>Z-test</i>	(L)	(M)	(N)	(O)	(P)	(Q)	(R)	(S)	(T)	(U)	(V)	(W)	(X)		
(4) Very confident	10.4	10.6	12.7	17.7	14.3	8.2	3.0	10.7	7.3	10.7	10.3	12.1	12.0	6.5	
	Q	Q	PQS	Q				Q			Q	Q	Q		
(3) Somewhat confident	34.9	33.6	22.8	41.5	25.5	35.2	34.8	34.7	32.4	29.5	43.0	39.5	42.3	50.7	
			MO	M	M	M	M	M			MO	M	MO		
(2) Somewhat distrustful	30.9	31.2	15.0	30.4	33.7	33.4	34.0	32.6	41.8	38.3	27.6	31.8	21.8	23.7	
	M		M	M	M	M	M	M	MUW	M	M	M			
(1) Very distrustful	20.0	17.7	46.3	8.3	20.5	17.7	24.5	18.8	14.8	16.7	16.4	13.8	22.1	16.3	
	N	**		N	N	N	N	N					N		
Don't know	3.8	6.9	3.2	2.1	6.0	5.6	3.7	3.1	3.7	4.9	2.7	2.8	1.8	2.8	
TOP 2 BOX (3, 4)	45.3	44.2	35.5	59.2	39.9	43.3	37.8	45.5	39.7	40.2	53.3	51.6	54.2	57.2	
			**								MQ		MQ	MQ	
BOT 2 BOX (1, 2)	50.9	48.9	61.3	38.7	54.1	51.0	58.5	51.4	56.6	54.9	44.0	45.6	43.9	40.0	
			NUWX				NU	N	N						
AVERAGE	2.4	2.4	2.0	2.7	2.4	2.4	2.2	2.4	2.3	2.4	2.5	2.5	2.5	2.5	
	M		**		M			MQ	M		MQ	MQ	M	M	
	Frequency														
(4) Very confident	135	14	15	23	9	8	4	25	8	6	9	5	6	3	
(3) Somewhat confident	454	44	27	54	17	37	45	81	38	15	39	15	22	20	
(2) Somewhat distrustful	402	41	18	40	22	35	44	76	49	20	25	12	11	9	
(1) Very distrustful	260	23	54	11	13	18	32	44	17	9	15	5	12	6	
Don't know	50	9	4	3	4	6	5	7	4	3	2	1	1	1	
TOP 2 BOX (3, 4)	589	57	42	77	26	45	49	106	46	21	48	20	28	22	
BOT 2 BOX (1, 2)	661	64	72	50	35	53	76	120	66	29	40	18	23	16	
Unweighted Base	1300	131	119	128	61	103	130	251	115	46	91	36	53	36	
Weighted Base	1300	130	117	130	65	104	130	234	117	52	91	39	52	39	

Notes

Z-test = Significant Level 95% - Examined Columns LMNOPQRSTUUVWX.

** Significantly higher than > 5 police areas.

Q41. According to your perception, what is the level of confidence that citizens have regarding the public security services provided by the PR Police Officers?

The level of confidence is almost evenly divided among the respondents in terms of those that feel a positive level of trust and those that show some level of distrust in the public security services provided by PRPD officers.

- Ponce residents exhibit the highest confidence level, while over half of the Arecibo, Caguas and Carolina, residents have the highest distrust incidence.
- The higher the SEL, the higher the level of distrust.

Table 42.1

Level of Respect that Exists Between the Community and the PR Police Officers

	TOTAL	AGE					GENDER		SEL			REFORM	
		18 - 24 years	25 - 34 years	35 - 44 years	45 - 59 years	60 years or more	Female	Male	SEL A/B	SEL C	SEL D/E	Reform Knowledge	No Reform Knowledge
Percentage (%)													
<i>Z-test</i>		(B)	(C)	(D)	(E)	(F)	(G)	(H)	(I)	(J)	(K)	(Y)	(Z)
(4) A lot f rrespect	13.4	12.2	14.0	13.6	10.2	16.0	13.3	13.6	9.9	13.2	15.1	15.3	10.2
(3) Some respect	43.0	37.7	39.0	37.7	47.0	46.2	45.4	40.2	39.1	44.1	43.6	44.2	40.8
(2) Little respect	30.3	35.2	37.3	38.7	33.5	18.7	29.9	30.7	25.6	34.1	29.0	26.9	36.3
(1) No respect	10.3	8.5	8.1	6.5	6.2	16.9	6.9	14.1	24.7	5.5	8.5	11.3	8.4
Don't know	3.0	6.4	1.6	3.5	3.1	2.2	4.4	1.4	0.7	3.2	3.9	2.3	4.3
TOP 2 BOX (3, 4)	56.4	50.0	53.0	51.3	57.3	62.2	58.8	53.7	49.0	57.3	58.7	59.4	51.0
BOT 2 BOX (1, 2)	40.6	43.7	45.4	45.2	39.7	35.6	36.8	44.9	50.3	39.5	37.5	38.2	44.7
AVERAGE	2.6	2.6	2.6	2.6	2.6	2.6	2.7	2.5	2.3	2.7	2.7	2.7	2.6
Frequency													
(4) A lot f rrespect	175	19	28	27	33	67	92	82	23	65	86	127	48
(3) Some respect	558	60	78	76	150	195	315	244	91	218	249	367	191
(2) Little respect	394	56	75	78	107	79	207	186	60	168	166	224	170
(1) No respect	134	13	16	13	20	71	48	86	58	27	49	94	39
Don't know	39	10	3	7	10	9	31	9	2	16	22	19	20
TOP 2 BOX (3, 4)	733	79	107	103	182	263	407	326	115	283	336	495	239
BOT 2 BOX (1, 2)	527	69	91	91	126	150	255	272	118	195	214	318	209
Unweighted Base	1300	164	233	221	375	307	701	599	213	515	572	817	483
Weighted Base	1300	158	201	201	318	422	693	607	234	494	572	832	468

Notes

Z-test = Significant Level 95% - Examined Columns BCDEF, GH, UK, YZ.

Q42. What is the level of respect that exists between the community and the PR Police Officers?

Table 42.2

Level of Respect that Exists Between the Community and the PR Police Officers

	TOTAL	POLICE AREA												
	San Juan	Arecibo	Ponce	Humacao	Mayagüez	Caguas	Bayamón	Carolina	Guayama	Aguadilla	Utuado	Fajardo	Aibonito	
	Percentage (%)													
<i>Z-test</i>	(L)	(M)	(N)	(O)	(P)	(Q)	(R)	(S)	(T)	(U)	(V)	(W)	(X)	
(4) A lot f rrespect	13.4	17.4 Q	14.6 Q	25.1 **	10.3	12.1	6.6	11.4	8.8	11.0	15.4 Q	19.4 Q	7.6	16.7
(3) Some respect	43.0	39.7 M	22.5	46.4 M	53.2 M	43.6 M	42.1 M	47.0 M	43.0 M	50.0 M	48.1 M	41.2 M	48.5 M	36.6
(2) Little respect	30.3	33.6 M	15.4	23.7	28.3 M	31.1 M	39.9 MNT	30.9 M	37.6 MN	21.4	29.6 M	28.4	35.2 M	38.4 M
(1) No respect	10.3	7.4	44.0 **	2.8	5.3	5.4	10.1 N	6.6	6.7	14.6 N	7.0	8.2	5.0	8.3
Don't know	3.0	2.0	3.5	2.0	2.8	7.8 LNQU	1.3	4.1	3.8	3.0	—	2.8	3.7	—
TOP 2 BOX (3, 4)	56.4	57.0 M	37.1	71.5 **	63.6 M	55.7 M	48.7	58.3 M	51.9 M	61.0 M	63.4 MQ	60.6 M	56.1 M	53.3
BOT 2 BOX (1, 2)	40.6	41.0 N	59.4 **	26.6	33.6	36.5	50.0 NOPR	37.6 N	44.4 N	36.0	36.6	36.6	40.2	46.7 N
AVERAGE	2.6	2.7 MQ	2.1	3.0 **	2.7 MQ	2.7 MQ	2.5 M	2.7 MQ	2.6 M	2.6 M	2.7 MQ	2.7 M	2.6 M	2.6 M
	Frequency													
(4) A lot f rrespect	175	23	17	33	7	13	9	27	10	6	14	8	4	7
(3) Some respect	558	52	26	60	35	45	55	110	50	26	44	16	25	14
(2) Little respect	394	44	18	31	18	32	52	72	44	11	27	11	18	15
(1) No respect	134	10	51	4	3	6	13	16	8	8	6	3	3	3
Don't know	39	3	4	3	2	8	2	10	4	2	—	1	2	—
TOP 2 BOX (3, 4)	733	74	43	93	41	58	63	137	61	32	58	24	29	21
BOT 2 BOX (1, 2)	527	53	70	35	22	38	65	88	52	19	33	14	21	18
Unweighted Base	1300	131	119	128	61	103	130	251	115	46	91	36	53	36
Weighted Base	1300	130	117	130	65	104	130	234	117	52	91	39	52	39

Notes

Z-test = Significant Level 95% - Examined Columns LMNOPQRSTUUVWX.

** Significantly higher than > 5 police areas.

Q42. What is the level of respect that exists between the community and the PR Police Officers?

Slightly more than half of the respondents indicate that there exists a level of respect between the community and the PRPD officers.

- There is a higher mention of the respect existing among 60+ year old, the C and D/E SEL and Ponce residents.
- Arecibo residents have a significantly higher incidence of indicating the respect does not exist between community and police officers.

TCA COMMUNITY SURVEY

98

Table 43.1*Level of Satisfaction with the Presence and Work Carried Out By the PR Police in the Communities*

	TOTAL	AGE					GENDER		SEL			REFORM	
		18 - 24 years	25 - 34 years	35 - 44 years	45 - 59 years	60 years or more	Female	Male	SEL A/B	SEL C	SEL D/E	Reform Knowledge	No Reform Knowledge
Percentage (%)													
Z-test		(B)	(C)	(D)	(E)	(F)	(G)	(H)	(I)	(J)	(K)	(Y)	(Z)
(5) Totally satisfied	16.9	15.0	12.7	19.9 C	14.5	19.9 C	18.0	15.6	11.8	17.0	18.8 I	19.1 Z	12.9
(4) Somewhat satisfied	31.5	30.3	35.6	31.4	30.2	31.1	31.4	31.7	25.7	30.6	34.7 I	32.9	29.1
(3) Neither satisfied nor dissatisfied	19.1	22.0 F	25.0 F	17.4	21.2 F	14.4	20.3	17.7	17.5	20.0	19.0	17.0	22.8 Y
(2) Somewhat dissatisfied	15.9	18.3	14.5	16.9	19.8 F	12.2	16.0	15.8	14.5	17.7	14.9	13.5	20.1 Y
(1) Totally dissatisfied	13.4	9.1	10.7	12.0	11.5	18.6 BCDE	10.3	17.0 G	30.1 JK	10.0	9.6	14.5	11.5
Don't know	3.2	5.3 C	1.6	2.3	2.9	3.9	4.1	2.3	0.4	4.8 I	3.0 I	3.0	3.5
TOP 2 BOX (4, 5)	48.4	45.3	48.2	51.3	44.7	50.9	49.4	47.2	37.5	47.6 I	53.5 I	51.9 Z	42.1
BOT 2 BOX (1, 2)	29.3	27.4	25.2	29.0	31.2	30.8	26.3	32.8 G	44.6 JK	27.7	24.5	28.1	31.6
AVERAGE	3.2	3.3	3.3	3.3	3.2	3.2	3.3 H	3.1	2.7	3.3 I	3.4 I	3.3 Z	3.1
Frequency													
(5) Totally satisfied	219	24	25	40	46	84	125	95	28	84	108	159	60
(4) Somewhat satisfied	410	48	72	63	96	131	218	192	60	151	198	273	136
(3) Neither satisfied nor dissatisfied	248	35	50	35	67	61	140	108	41	99	108	141	107
(2) Somewhat dissatisfied	207	29	29	34	63	52	111	96	34	87	85	112	94
(1) Totally dissatisfied	175	14	21	24	36	78	71	103	70	50	55	121	54
Don't know	42	8	3	5	9	16	28	14	1	24	17	25	17
TOP 2 BOX (4, 5)	629	72	97	103	142	215	342	287	88	235	306	432	197
BOT 2 BOX (1, 2)	381	43	51	58	99	130	182	199	104	137	140	233	148
Unweighted Base	1300	164	233	221	375	307	701	599	213	515	572	817	483
Weighted Base	1300	158	201	201	318	422	693	607	234	494	572	832	468

Notes

Z-test = Significant Level 95% - Examined Columns BCDEF, GH, IJK, YZ.

Q43. How satisfied are you with the presence and work carried out by the PR Police in your communities?

Table 43.2

Level of Satisfaction with the Presence and Work Carried Out by the PR Police in the Communities

	TOTAL	POLICE AREA												
		San Juan	Arecibo	Ponce	Humacao	Mayagüez	Caguas	Bayamón	Carolina	Guayama	Aguadilla	Utuado	Fajardo	Aibonito
	Percentage (%)													
Z-test	(L)	(M)	(N)	(O)	(P)	(Q)	(R)	(S)	(T)	(U)	(V)	(W)	(X)	
(5) Totally satisfied	16.9	18.3 O	15.6 O	26.5 MOPQS	4.2	14.0	11.2	20.3 OQS	11.3	18.9 O	19.5 O	21.8 O	17.2 O	12.4
(4) Somewhat satisfied	31.5	28.8	23.2	35.3 MQ	40.6 MQ	30.2	23.8	29.4	31.8	36.9	35.6	34.8	51.5 **	32.4
(3) Neither satisfied nor dissatisfied	19.1	20.8 M	11.2	21.3 M	13.9	20.4	23.9 MW	19.5	23.9 MW	12.0	20.1	16.2	10.2	23.7
(2) Somewhat dissatisfied	15.9	20.9 MNR	3.9	10.5	25.7 MNR	17.7 M	24.9 MNR	12.8 M	17.7 M	15.8 M	15.3 M	13.6 M	14.0 M	20.8
(1) Totally dissatisfied	13.4	8.1	43.9 **	5.0	7.2	11.6	13.8 NW	14.7 NW	10.7	16.4 NW	7.9	10.7	3.5	8.2
Don't know	3.2	3.0	2.2	1.4	8.3 N	6.2	2.4	3.3	4.6	—	1.6	2.8	3.7	2.6
TOP 2 BOX (4, 5)	48.4	47.2	38.8	61.8 **	44.9	44.2	35.0	49.7 Q	43.2	55.8 Q	55.1 MQ	56.7 Q	68.7 **	44.8
BOT 2 BOX (1, 2)	29.3	28.9 N	47.8 **	15.5	32.9 N	29.3 N	38.7 NRUW	27.6 N	28.4 N	32.2 N	23.2	24.3	17.5	28.9
AVERAGE	3.2	3.3 MQ	2.6	3.7 **	3.1	3.2 M	2.9	3.3 MQ	3.2 M	3.3 M	3.4 MQ	3.5 MQ	3.7 MOPQS	3.2
	Frequency													
(5) Totally satisfied	219	24	18	34	3	15	15	48	13	10	18	9	9	5
(4) Somewhat satisfied	410	38	27	46	26	31	31	69	37	19	32	14	27	13
(3) Neither satisfied nor dissatisfied	248	27	13	28	9	21	31	46	28	6	18	6	5	9
(2) Somewhat dissatisfied	207	27	5	14	17	18	32	30	21	8	14	5	7	8
(1) Totally dissatisfied	175	11	51	6	5	12	18	34	13	9	7	4	2	3
Don't know	42	4	3	2	5	6	3	8	5	—	1	1	2	1
TOP 2 BOX (4, 5)	629	61	45	80	29	46	46	116	51	29	50	22	36	17
BOT 2 BOX (1, 2)	381	38	56	20	21	30	50	64	33	17	21	9	9	11
Unweighted Base	1300	131	119	128	61	103	130	251	115	46	91	36	53	36
Weighted Base	1300	130	117	130	65	104	130	234	117	52	91	39	52	39

Notes

Z-test = Significant Level 95% - Examined Columns LMNOPQRSTUUVWX.

** Significantly higher than > 5 police areas.

Q43. How satisfied are you with the presence and work carried out by the PR Police in your communities?

Nearly half of the residents interviewed are satisfied to some degree with the presence and work carried out by the PRPD officers in the communities.

- The levels of dissatisfaction with this criterion are higher in the A/B SEL and among residents of the Arecibo region.

TCA COMMUNITY SURVEY

100

Table 44.1*Level of Agreement that the PR Police Officers Treat Well the Homeless Population in PR*

	TOTAL	AGE					GENDER		SEL			REFORM	
		18 - 24 years	25 - 34 years	35 - 44 years	45 - 59 years	60 years or more	Female	Male	SEL A/B	SEL C	SEL D/E	Reform Knowledge	No Reform Knowledge
Percentage (%)													
Z-test		(B)	(C)	(D)	(E)	(F)	(G)	(H)	(I)	(J)	(K)	(Y)	(Z)
(5) Totally agree	13.6	19.5 EF	13.2	15.3	11.9	12.1	13.8	13.4	8.4	13.4	16.0 I	15.4 Z	10.4
(4) Somewhat agree	24.9	20.9 E	28.4	24.1	20.9	28.2 E	26.9	22.7	16.8	25.6 I	27.7 I	26.9 Z	21.5
(3) Nor agree, nor disagree	21.2	25.3 F	27.4 F	25.9 F	22.0 F	13.8	20.9	21.5	18.4	23.0	20.7	18.4	26.1 Y
(2) Somewhat disagree	15.5	13.2	10.3	16.0	19.5 C	15.5	15.0	16.1	20.3 K	15.5	13.5	15.5	15.5
(1) Totally disagree	13.3	8.3	8.2	13.1	11.3	19.2 BCE	11.5	15.3	23.6 JK	11.5	10.6	14.1	11.9
Don't know	11.5	12.9 D	12.4 D	5.6	14.3 D	11.2 D	11.9	11.1	12.6	11.0	11.4	9.7	14.6 Y
TOP 2 BOX (4, 5)	38.6	40.4	41.6 E	39.4	32.8	40.3 E	40.7	36.1	25.1	38.9 I	43.7 I	42.3 Z	31.9
BOT 2 BOX (1, 2)	28.8	21.5	18.5	29.1 C	30.9 BC	34.7 BC	26.5	31.4	43.9 JK	27.0	24.2	29.6	27.5
AVERAGE	3.1	3.4 EF	3.3 EF	3.1	3.0	3.0	3.2	3.0	2.6	3.2	3.3 I	3.2	3.0
Frequency													
(5) Totally agree	177	31	27	31	38	51	96	81	20	66	92	129	49
(4) Somewhat agree	324	33	57	48	66	119	187	138	39	126	159	224	101
(3) Nor agree, nor disagree	275	40	55	52	70	58	145	131	43	114	118	153	122
(2) Somewhat disagree	201	21	21	32	62	65	104	97	47	76	77	129	73
(1) Totally disagree	173	13	16	26	36	81	80	93	55	57	61	117	56
Don't know	149	20	25	11	46	47	82	67	30	54	65	81	68
TOP 2 BOX (4, 5)	501	64	84	79	104	170	282	219	59	192	250	352	149
BOT 2 BOX (1, 2)	374	34	37	58	98	147	184	190	103	133	138	246	128
Unweighted Base	1300	164	233	221	375	307	701	599	213	515	572	817	483
Weighted Base	1300	158	201	201	318	422	693	607	234	494	572	832	468

Notes

Z-test = Significant Level 95% - Examined Columns BCDEF, GH, IJK, YZ.

Q44. Comparing the treatment that the PR Police gives to the general population, how much do you agree that the PR Police Officers treat well the homeless population in Puerto Rico?

Table 44.2

Level of Agreement that the PR Police Officers Treat Well the Homeless Population in PR

	TOTAL	POLICE AREA												
		San Juan	Arecibo	Ponce	Humacao	Mayagüez	Caguas	Bayamón	Carolina	Guayama	Aguadilla	Utuado	Fajardo	Aibonito
	Percentage (%)													
Z-test	(L)	(M)	(N)	(O)	(P)	(Q)	(R)	(S)	(T)	(U)	(V)	(W)	(X)	
(5) Totally agree	13.6	13.3	8.5	18.7 MP	8.7	8.5	10.3	17.0 MP	9.8	15.6	16.3	19.6	17.2	17.6
(4) Somewhat agree	24.9	22.8	19.9	31.9 M	32.2	25.4	23.1	23.2	23.7	28.6	21.8	30.5	25.8	26.0
(3) Nor agree, nor disagree	21.2	24.4 M	13.1	16.3	20.0	26.6 M	20.1	23.5 M	23.2	12.0	28.4 MNT	18.4	24.5	15.6
(2) Somewhat disagree	15.5	14.8	15.4	15.2	16.2	17.1	21.0	14.1	14.0	14.6	14.4	9.9	16.3	16.2
(1) Totally disagree	13.3	9.9	33.8 **	7.1	8.9	5.0	18.0	12.3 P	16.7 NP	17.8 NP	9.4	8.3	11.0	5.0
Don't know	11.5	14.9	9.3	10.7	14.0	17.4 QW	7.5	9.9	12.6	11.4	9.7	13.2	5.3	19.6 QW
TOP 2 BOX (4, 5)	38.6	36.1	28.5	50.6 LMPOS	40.9	33.9	33.3	40.2 M	33.5	44.2	38.2	50.2 M	42.9	43.6
BOT 2 BOX (1, 2)	28.8	24.6	49.1 **	22.4	25.1	22.2	39.0 **	26.4	30.7	32.3	23.8	18.2	27.3	21.2
AVERAGE	3.1	3.2 M	2.5	3.5 MQS	3.2 M	3.2 M	2.9	3.2 MQ	3.0 M	3.1 M	3.2 M	3.5 **	3.2 M	3.4 **
	Frequency													
(5) Totally agree	177	17	10	24	6	9	13	40	11	8	15	8	9	7
(4) Somewhat agree	324	30	23	42	21	26	30	54	28	15	20	12	13	10
(3) Nor agree, nor disagree	275	32	15	21	13	28	26	55	27	6	26	7	13	6
(2) Somewhat disagree	201	19	18	20	11	18	27	33	16	8	13	4	8	6
(1) Totally disagree	173	13	40	9	6	5	23	29	20	9	9	3	6	2
Don't know	149	19	11	14	9	18	10	23	15	6	9	5	3	8
TOP 2 BOX (4, 5)	501	47	33	66	27	35	43	94	39	23	35	20	22	17
BOT 2 BOX (1, 2)	374	32	57	29	16	23	51	62	36	17	22	7	14	8
Unweighted Base	1300	131	119	128	61	103	130	251	115	46	91	36	53	36
Weighted Base	1300	130	117	130	65	104	130	234	117	52	91	39	52	39

Notes

Z-test = Significant Level 95% - Examined Columns LMNOPQRSTUUVWX.

** Significantly higher than > 5 police areas.

Q44. Comparing the treatment that the PR Police gives to the general population, how much do you agree that the PR Police Officers treat well the homeless population in Puerto Rico?

Four out of ten respondents indicate some level of positive agreement with the PRPD officers treating the homeless population well. Three out of ten community members exhibit some level of disagreement, while the remainder are neutral in agreement.

- Agreement level are higher among Ponce and Utuado residents, while disagreement levels are higher in the older age groups, the A/B SEL and among residents of Arecibo and Caguas.

INFORMATION SYSTEMS AND TECHNOLOGY

The main objectives of the Information and Technology System compliance area are for the PRPD to establish information systems and utilize technology to support the implementation of the “Agreement” in an efficient and effective manner. (“Agreement” ¶ 218)

Table 45.1
PR Police Has the Right Technology to Provide a More Efficient Service

	TOTAL	AGE					GENDER		SEL			REFORM	
		18 - 24 years	25 - 34 years	35 - 44 years	45 - 59 years	60 years or more	Female	Male	SEL A/B	SEL C	SEL D/E	Reform Knowledge	No Reform Knowledge
Percentage (%)													
Z-test		(B)	(C)	(D)	(E)	(F)	(G)	(H)	(I)	(J)	(K)	(Y)	(Z)
Yes	25.0	41.0 CDEF	27.0 E	25.0 E	18.0	22.0	24.0	25.0	19.0	20.0	31.0 IJ	27.0 Z	20.0
No	75.0	59.0	73.0 B	75.0 B	82.0 BCD	78.0 B	76.0	75.0	81.0 K	80.0 K	69.0	73.0	80.0 Y
Frequency													
Yes	319	65	54	51	57	91	169	150	43	98	177	224	94
No	981	93	147	150	261	331	524	457	191	396	395	608	374
Unweighted Base	1300	164	233	221	375	307	701	599	213	515	572	817	483
Weighted Base	1300	158	201	201	318	422	693	607	234	494	572	832	468

Notes
Z-test = Significant Level 95% - Examined Columns BCDEF, GH, IJK, YZ.
Q45. Do you think that the PR Police has the right technology to provide a more efficient service?

Table 45.2
PR Police Has the Right Technology to Provide a More Efficient Service

	TOTAL	POLICE AREA												
		San Juan	Arecibo	Ponce	Humacao	Mayagüez	Caguas	Bayamón	Carolina	Guayama	Aguadilla	Utuaado	Fajardo	Aibonito
Percentage (%)														
Z-test		(L)	(M)	(N)	(O)	(P)	(Q)	(R)	(S)	(T)	(U)	(V)	(W)	(X)
Yes	25.0	20.0	28.0 QS	33.0 LPQSU	23.0	20.0	17.0	26.0 S	16.0	29.0	20.0	45.0 **	36.0 LPQSU	24.0
No	75.0	80.0 NVW	72.0	67.0	77.0 V	80.0 NVW	83.0 MNVW	74.0 V	84.0 MNRVW	71.0	80.0 NVW	55.0	64.0	76.0
Frequency														
Yes	319	27	33	42	15	21	22	60	18	15	18	17	19	9
No	981	103	84	88	50	83	108	174	99	37	73	22	33	30
Unweighted Base	1300	131	119	128	61	103	130	251	115	46	91	36	53	36
Weighted Base	1300	130	117	130	65	104	130	234	117	52	91	39	52	39

Notes
Z-test = Significant Level 95% - Examined Columns LMNOPQRSTUUVWX.
** Significantly higher than > 5 police areas.
Q45. Do you think that the PR Police has the right technology to provide a more efficient service?

Only one out of four community members think that the PRPD has the right technology to provide a more efficient service.

- A significantly larger proportion of 18-24-year-old, D/E SEL, and Utuaado, Fajardo and Ponce residents believe that the PRPD has the right technology.

Table 46.1

Level of Agreement that the PR Police Publishes Reliable General Statistics of PR on All Types of Crimes

	TOTAL	AGE				GENDER		SEL			REFORM		
		18 - 24 years	25 - 34 years	35 - 44 years	45 - 59 years	60 years or more	Female	Male	SEL A/B	SEL C	SEL D/E	Reform Knowledge	No Reform Knowledge
Percentage (%)													
Z-test	(B)	(C)	(D)	(E)	(F)	(G)	(H)	(I)	(J)	(K)	(Y)	(Z)	
(5) Totally agree	18.1	18.7	21.4 E	19.5	14.0	18.7	19.3	16.7	10.3	18.2 I	21.2 I	19.8 Z	15.0
(4) Somewhat agree	22.8	22.1	21.2	20.6	22.9	24.9	23.1	22.5	15.8	24.7 I	24.1 I	23.8	21.1
(3) Nor agree, nor disagree	19.3	24.6 F	23.2 F	23.0 F	19.4 F	13.5	20.4	17.9	16.1	18.3	21.3	17.2	22.9 Y
(2) Somewhat disagree	16.0	16.9	13.2	18.9 F	21.4 CF	11.6	16.7	15.2	15.9	18.2	14.1	14.7	18.4
(1) Totally disagree	15.6	8.2	11.8	10.4	14.6 B	23.3 BCDE	10.8	20.9 G	35.5 JK	12.3	10.2	17.6 Z	12.0
Don't know	8.3	9.5	9.2	7.6	7.8	8.1	9.6	6.8	6.4	8.2	9.1	6.9	10.7 Y
TOP 2 BOX (4, 5)	40.9	40.8	42.5	40.1	36.9	43.6	42.4	39.2	26.1	42.9 I	45.3 I	43.6 Z	36.1
BOT 2 BOX (1, 2)	31.6	25.1	25.0	29.2	36.0 BC	34.9 BC	27.5	36.2 G	51.4 JK	30.6 K	24.3	32.2	30.3
AVERAGE	3.1	3.3 E	3.3 E	3.2	3.0	3.0	3.3 H	3.0	2.5	3.2 I	3.4 I	3.2	3.1
Frequency													
(5) Totally agree	235	29	43	39	44	79	134	101	24	90	121	165	70
(4) Somewhat agree	297	35	43	41	73	105	160	137	37	122	138	198	99
(3) Nor agree, nor disagree	250	39	47	46	62	57	142	109	38	90	122	143	107
(2) Somewhat disagree	208	27	27	38	68	49	115	93	37	90	81	122	86
(1) Totally disagree	202	13	24	21	46	98	75	127	83	61	58	146	56
Don't know	108	15	19	15	25	34	67	41	15	41	52	58	50
TOP 2 BOX (4, 5)	532	64	86	81	117	184	294	238	61	212	259	363	169
BOT 2 BOX (1, 2)	410	40	50	59	114	147	191	220	120	151	139	268	142
Unweighted Base	1300	164	233	221	375	307	701	599	213	515	572	817	483
Weighted Base	1300	158	201	201	318	422	693	607	234	494	572	832	468

Notes

Z-test = Significant Level 95% - Examined Columns BCDEF, GH, IJK, YZ.

Q46. How much do you agree that the PR Police publishes reliable general statistics of Puerto Rico on all types of crimes such as homicides, hate crimes, domestic violence, sexual assault, etc.?

Table 46.2

Level of Agreement that the PR Police Publishes Reliable General Statistics of PR on All Types of Crimes

	POLICE AREA													
	TOTAL	San Juan	Arecibo	Ponce	Humacao	Mayagüez	Caguas	Bayamón	Carolina	Guayama	Aguadilla	Utua	Fajardo	Aibonito
	Percentage (%)													
Z-test	(L)	(M)	(N)	(O)	(P)	(Q)	(R)	(S)	(T)	(U)	(V)	(W)	(X)	
(5) Totally agree	18.1	18.5	16.3	20.1	13.9	15.3	11.8	24.2	13.1	19.9	22.6	17.1	24.7	7.9
								OSX			Q		QX	
(4) Somewhat agree	22.8	25.6	12.3	27.6	34.6	21.9	13.4	24.5	23.6	12.3	25.0	38.2	23.5	24.5
		MQ		MQT	MQT			MQ	MQ		MQ	MQT		
(3) Nor agree, nor disagree	19.3	20.4	12.6	25.3	12.4	25.7	21.9	15.8	18.3	15.4	22.3	13.8	19.7	27.2
				MOR		MOR								M
(2) Somewhat disagree	16.0	15.8	6.8	12.4	17.7	14.7	27.0	17.5	19.2	17.1	9.3	11.9	15.0	20.8
		M			M		**	M	M					M
(1) Totally disagree	15.6	12.8	47.8	9.1	13.8	8.9	18.8	10.5	14.3	21.6	8.4	5.5	12.0	16.8
			**				NPRU				NPRUV			
Don't know	8.3	7.0	4.2	5.4	7.5	13.5	7.1	7.5	11.6	13.7	12.5	13.6	5.1	2.8
						MN			M	M	M			
TOP 2 BOX (4, 5)	40.9	44.1	28.6	47.8	48.5	37.2	25.2	48.6	36.6	32.2	47.6	55.3	48.2	32.4
		MQ		MQ	MQ			MQST			MQ	MQT	MQ	
BOT 2 BOX (1, 2)	31.6	28.5	54.6	21.6	31.6	23.6	45.8	28.0	33.5	38.7	17.7	17.4	27.0	37.6
			**				**		NU	NUV				U
AVERAGE	3.1	3.2	2.4	3.4	3.2	3.2	2.7	3.4	3.0	2.9	3.5	3.6	3.4	2.9
		MQ		MQSX	MQ	MQ		MQSX	M		MQSTX		MQ	
	Frequency													
(5) Totally agree	235	24	19	26	9	16	15	57	15	10	21	7	13	3
(4) Somewhat agree	297	33	14	36	23	23	17	57	28	6	23	15	12	10
(3) Nor agree, nor disagree	250	27	15	33	8	27	29	37	21	8	20	5	10	11
(2) Somewhat disagree	208	20	8	16	12	15	35	41	22	9	8	5	8	8
(1) Totally disagree	202	17	56	12	9	9	24	25	17	11	8	2	6	7
Don't know	108	9	5	7	5	14	9	18	14	7	11	5	3	1
TOP 2 BOX (4, 5)	532	57	33	62	32	39	33	114	43	17	43	22	25	13
BOT 2 BOX (1, 2)	410	37	64	28	21	25	60	66	39	20	16	7	14	15
Unweighted Base	1300	131	119	128	61	103	130	251	115	46	91	36	53	36
Weighted Base	1300	130	117	130	65	104	130	234	117	52	91	39	52	39

Notes

Z-test = Significant Level 95% - Examined Columns LMNOPQRSTUUVWX.

** Significantly higher than > 5 police areas.

Q46. How much do you agree that the PR Police publishes reliable general statistics of Puerto Rico on all types of crimes such as homicides, hate crimes, domestic violence, sexual assault, etc.?

Four out of ten community members indicate a positive agreement that the PR police publishes reliable statistics on all types of crime.

- There are differences in terms of agreement and disagreement levels, with 45+ year old, Males and the A/B SEL exhibiting higher disagreement levels compared to their counterpart demo groups.
- By regions, Arecibo and Caguas have a significantly higher disagreement with this statement.

APPENDIX A**QUESTIONNAIRE**

On this occasion we are conducting a study on public opinion among residents of Puerto Rico regarding the performance of the Puerto Rico police and it would be very important to have your collaboration. It is important that you speak completely freely; all your comments will be valuable to us and will be kept in the strictest confidence. Thank you very much! For quality purposes this interview may be recorded.

SCREENER

F.1 Would you like to participate?

Yes....1 **[CONTINUE]**

No2 **[TERMINATE VALID]**

F2. In which of the following age groups are you in? **(Select only one answer)**

18 to 24 years	1
25 to 34 years	2
35 to 44 years	3
45 to 54 years	4
55 to 59 years	5
60 to 69 years	6
70 years or more	7

F3. Gender

Female	1
Male	2
Non-Binary	3

F4A. In which municipality do you reside? (Select only one answer)

I. Area San Juan	1	II. Area Arecibo	2	III. Area Ponce	3	IV. Area Humacao	4	V. Area Mayagüez	5
San Juan	1	Arecibo	2	Guánica	11	Humacao	19	Añasco	24
		Barceloneta	3	Guayanilla	12	Las Piedras	20	Cabo Rojo	25
		Camuy	4	Juana Díaz	13	Maunabo	21	Hormigueros	26
		Ciales	5	Peñuela	14	Naguabo	22	Lajas	27
		Florida	6	Ponce	15	Yabucoa	23	Las Marías	28
		Hatillo	7	Santa Isabel	16			Maricao	29
		Manatí	8	Villalba	17			Mayagüez	20
		Morovis	9	Yauco	18			Sabana Grande	31
		Quebradillas	10					San Germán	32
VI. Area Caguas	6	VII. Area Bayamón	7	VIII. Area Carolina	8	IX. Area Guayama	9		
Aguas Buenas	33	Bayamón	39	Canóvanas	49	Salinas	53		
Caguas	34	Guaynabo	40	Carolina	50	Cayey	54		
Cidra	35	Cataño	41	Loíza	51	Arroyo	55		
Gurabo	36	Toa Alta	42	Trujillo Alto	52	Guayama	56		
Juncos	37	Naranjito	13			Patillas	57		
San Lorenzo	38	Corozal	44						
		Toa Baja	45						
		Dorado	46						
		Vega Alta	47						
		Vega Baja	48						
X. Area Aguadilla	10	XI. Area Utuado	11	XII. Area Fajardo	12	XIII. Area Aibonito	13		
Aguada	58	Adjuntas	64	Ceiba	68	Aibonito	74		
Aguadilla	59	Jayuya	65	Culebra	69	Barranquitas	75		
Moca	60	Lares	66	Fajardo	70	Coamo	76		
Rincón	61	Utuado	67	Luquillo	71	Comerio	77		
Isabela	62			Río Grande	72	Orocovis	78		
San Sebastián	63			Vieques	73				

[PROG: AUTOMATICALLY REGISTER THE AREA TO WHICH THE MUNICIPALITY MENTIONED IN F4 BELONGS]

F4B. Area

San Juan	1	Arecibo	2	Ponce	3	Humacao	4	Mayaguez	5
Caguas	6	Bayamón	7	Carolina	8	Guayama	9	Aguadilla	10
Utuado	11	Fajardo	12	Aibonito	13				

[PROG: SHOW TEXT BELOW ON A DIFFERENT SCREEN, BEFORE SEL1]

Next, a series of questions for statistical purposes to qualify the information. The questions refer exclusively to the person who contributes the most to the expenses/income of your household. If there are two or more people who contribute, think only of the person who contributes the most to your household expenses/income. Information will be kept strictly confidential.

SEL1. Thinking on the person who contributes the most to the household income, what was the last academic degree that person completed? **(Select only one answer)**

	Codes
No school education	1
Elementary school (1 st . to 5th. grade)	2
Junio high school (6th. to 8th grade)	3
Started high school (9 th . to 11 th . grade)	4
Completed high school (12 grade)	5
Started university (Did not obtain diploma)	6
Associate Degre (Obtained diploma)	7
Completed university / Bachelor degree (Obtained diploma)	8
Post-graduate studies (master's degree, PhD) (Obtained diploma)	9
Technical courses / Other education after high school (business, nursing, etc.) (Obtained a certificate)	10

SEL2. Which of the following alternatives best describes the employment situation of the person who contributes the most to the household income? **(Select only one answer)**

	Codes
Work full time (30 hours or more per week)	1
Work part-time (Less than 30 hours a week)	2
Own business (Store owner / company / company / franchises / sales person)	3
Retired	4
Disabled	5
Unemployed	6
Housewife	7
Student	8

[PROG: SHOW SEL3 IF IN SEL2=1,2. IF IN SEL1=5,6 IN SEL3 ONLY SHOW CODES 3,4,5]

[PROG: SHOW SEL3 IF IN SEL2=1,2. IF IN SEL1=1,2,3,4 IN SEL3 ONLY SHOW CODES 4,5]

SEL3. What is the occupation or job position of the person who contributes the most to the household income? **(Select only one answer)**

	Codes
PROFESSIONAL – performs a job that requires specialized knowledge for a specific work area obtained at a University or Technical Institute and has a DIPLOMA or CERTIFICATE that validates that knowledge	1
SENIOR LEVEL MANAGER – (Executive, General Manager, President / Vice President, etc. of company/corporate/chain stores/hospitals/government agency/financial institutions)	2
MIDDLE-LEVEL MANAGER – (Administrator/Director/Manager of: Department, Branch, Store, Restaurant, Junior Manager, Assistant Manager, etc.)	3
JOB WITH FORMAL TRAINING – is a job where for the work you do you NEED to receive some formal training in specific skills from your employer or an outside source. (<u>Does not require a diploma or certificate from the University or Technical Institute</u>)	4
JOB DOES NOT REQUIRE FORMAL TRAINING – it is a job where for the work you do you DO NOT NEED to receive any formal training from your employer (<u>Does not require a diploma or certificate from the University or Technical Institute</u>)	5

SEL4. In which of the following **Annual Family Income** groups is your family currently located? **(Select only one response)**

Annual	Monthly	Codes
Less than \$9,999	\$833 or less	1
\$10,000 to \$19,999	\$834 to \$1,665	3
\$20,000 to \$29,999	\$1,666 to \$2500	5
\$30,000 to \$39,999	\$2,501 to \$3,350	7
\$40,000 to \$49,999	\$3,351 to \$3,750	8
\$50,000 to \$74,999	\$4,167 to \$6,250	9
\$75,000 or more	\$6,250 or more	10
Don't answer	Don't answer	12

[PROG: AUTOMATICALLY REGISTER THE SEL]

SEL5. Socio economic level

A	1
B	2
C	3
D	4
E	5

KNOWLEDGE ABOUT POLICE REFORM

Q1. Are you familiar with or have heard about the Reform being carried out by the PR Police to protect the civil rights of citizens, its purpose and what its implementation consists of? **(Select only one answer)**

I know a lot	5
I know something	4
I've heard, but I know almost nothing	3
I've heard but I don't know anything	2
I have never heard of	1

[PROG: SHOW Q2 IF IN Q1 IT IS EQUAL TO COD 3,4,5]

Q2. According to your perception, what do you think has been the level of impact that the PR Police Reform has had in protecting the civil rights of citizens?

A lot of impact	4
Some impact	3
Not too much impact	2
No impact at all	1
Don't know	5

Q3. Do you think that the PR Police keeps citizens informed about the Reform process, the achievements obtained with its implementation? **(Select only one answer)**

Yes	1
No	2

I. PROFESSIONALISM

Q4. How much do you agree that the members of the PR Police act in a professional manner when they intervene with citizens, promoting their confidence in the protection of their rights and respect for the institutions of Law and Order? **(Select only one answer)**

Totally agree	5
Somewhat agree	4
Nor agree, nor disagree	3
Somewhat disagree	2
Totally disagree	1
Don't know	6

Q5. Do you consider that most of the members of the PR Police communicate with citizens in a respectful manner during interventions? **(Select only one answer)**

Yes	1
No	2

Q6. Do you think that the PR Police take the appropriate measures when they identify cases of corruption? **(Select only one answer)**

Yes	1
No	2
Don't know	3

II. USE OF FORCE

Q7. According to your perception, how much do you agree that the PR Police has trained its police officers with updated techniques necessary to prevent the excessive use of force when intervening with citizens? **(Select only one answer)**

Totally agree	5
Somewhat agree	4
Nor agree, nor disagree	3
Somewhat disagree	2
Totally disagree	1
Don't know	6

Q8. Do you consider that the members of the Police respect and protect the right to free expression of citizens when they provide surveillance in constitutional activities and demonstrations such as: strikes, marches, etc.? **(Select only one answer)**

Yes	1
No	2
Don't know	3

Q9. Do you consider that the members of the PR Police intervene appropriately with citizens who have problems of having a mental health crisis? **(Select only one answer)**

Yes	1
No	2
Don't know	3

III. SEARCHES AND SEIZURES

Q10. In the last 5 years, have you experienced or witnessed any situation where members of the PR Police have had to intervene with you or any other citizen? **(Select only one answer)**

Yes	1
No	2

[PROG: SHOW Q11 IF IN Q10 IT IS EQUAL TO COD 1]

Q11. During the process of the intervention of members of the PR Police with you or another citizen, how confident were you that the police were following the correct procedures? **(Select only one answer)**

Very confident	4
Somewhat confident	3
Somewhat distrustful	2
Very distrustful	1
Don't remember	5

[PROG: SHOW Q12 IF IN Q10 IT IS EQUAL TO COD 1]

Q12. In the intervention, did the members of the PR Police explained the reasons for intervening with you or another citizen in a clear and professional manner? **(Select only one answer)**

Yes	1
No	2
Don't remember	3

Q13. According to your perception, how much do you agree that the members of the PR Police when they make arrests, searches of a citizen or property, or seizures always do so for justified reasons as established by law? **(Select only one answer)**

Totally agree	5
Somewhat agree	4
Nor agree, nor disagree	3
Somewhat disagree	2
Totally disagree	1
Don't know	6

IV. EQUAL PROTECTION AND NON-DISCRIMINATION

Q14. And, how much do you agree that the members of the PR Police provide their public security services to all citizens free of discrimination? **(Select only one answer)**

Totally agree	5
Somewhat agree	4
Nor agree, nor disagree	3
Somewhat disagree	2
Totally disagree	1

Q15. How confident do you feel that you can interact with the members of the PR Police and not suffer from any kind of discrimination? **(Select only one answer)**

Very confident	4
Somewhat confident	3
Somewhat distrustful	2
Very distrustful	1
Don't know	5

Q16. Comparing the specific groups or sectors of society that are discriminated against in the general population, which of those groups or sectors do you think are discriminated against by members of the PR Police, if any? **(Select only one answer)**

Sexual orientation	1
Gender	2
Disability	3
Ethnic origin	4
Religion	5
Political ideology	6
Country of birth / Nationality	7
None of the groups	8

Q17. According to your perception, do you consider that the members of the PR Police provide the LGBTIQ+ community (lesbian, gay, bisexual, transsexual and queer) with public security services in the same way that they provide them to citizens in general? **(Select only one answer)**

Yes	1
No	2
Don't know	3

Q18. How much do you agree that the PR Police puts a lot of interest in dealing with Hate Crimes?

(Select only one answer)

Totally agree	5
Somewhat agree	4
Nor agree, nor disagree	3
Somewhat disagree	2
Totally disagree	1
Don't know	6

[PROG: SHOW Q19 IF IN Q16 THEY DID NOT MENTION COD 8]

Q19. How frequently have you received discriminatory treatment from members of the PR Police?

(Select only one answer)

Always	1
Sometimes	2
Never	3

[PROG: SHOW Q20 IF IN Q16 THEY DID NOT MENTION COD 8]

Q20. How much do you agree that some members who belong to discriminated groups or sectors in Puerto Rico are afraid to report a crime for fear of reprisals? **(Select only one answer)**

Totally agree	5
Somewhat agree	4
Nor agree, nor disagree	3
Somewhat disagree	2
Totally disagree	1
Don't know	6

Q21. According to your perception, do you consider that people of black origin or ethnicity are treated by members of the PR Police in a different way than they treat other ethnic groups in the general population? **(Select only one answer)**

Yes	1
No	2
Don't know	3

Q22. How much do you agree that the PR Police effectively handles cases of Domestic Violence and Sexual Assault? **(Select only one answer)**

Totally agree	5
Somewhat agree	4
Nor agree, nor disagree	3
Somewhat disagree	2
Totally disagree	1

Q23. According to your perception, do you consider that the members of the PR Police provide the victims of Domestic Violence and Sexual Assault with an adequate treatment? **(Select only one answer)**

Yes	1
No	2
Don't know	3

V. RECRUITMENT, SELECTION AND HIRING

Q24. According to your perception, do you consider that the PR Police has the conditions and benefits to attract qualified people to be a member of the police? **(Select only one answer)**

Yes	1
No	2
Don't know	3

Q25. Do you think that the PR Police recruits candidates with the ideal characteristics to be part of the police force? **(Select only one answer)**

Yes	1
No	2
Don't know	3

Q26. Do you consider that the PR Police has an effective and attractive promotional campaign to draw the attention of various sectors of the community to recruit new members? **(Select only one answer)**

Yes	1
No	2

Q27. Do you think that the PR Police has representation from different ethnic groups or sectors of society in Puerto Rico? **(Select only one answer)**

Yes	1
No	2

VI. POLICIES AND PROCEDURES

Q28. To the best of your knowledge, are the policies, protocols and procedure manuals of the PR Police accessible to citizens through the internet or any other means? **(Select only one answer)**

Yes are accessible	1
No are not accessible	2
Don't know	3

Q29. To the best of your knowledge, does the PR Police inform the general public about the policies or regulations that govern interventions with foreign or non-citizen persons? **(Select only one answer)**

Yes	1
No	2
Don't know	3

VII. TRAININGS

Q30. According to your perception, do you consider that the PR Police effectively trains all its personnel, police officers and civilian employees in terms of their responsibilities, limits of authority and policies or standards of the Police? **(Select only one answer)**

Yes	1
No	2
Don't know	3

Q31. Do you think that the members of the PR Police are trained to offer services to people with some kind of disability (deaf, blind, mobility, etc.) **(Select only one answer)**

Yes	1
No	2
Don't know	3

VIII. SUPERVISION AND MANAGEMENT

Q32. Do you consider that the PR Police Bureau provides members of the police with the necessary equipment so that they can carry out their work effectively? **(Select only one answer)**

Yes	1
No	2
Don't know	3

IX. CIVIL COMPLAINTS, INTERNAL INVESTIGATIONS AND DISCIPLINE

Q33. Do you think that the PR Police investigates complaints submitted by citizens against any member of the police for inappropriate conduct in an objective, complete and transparent manner? **(Select only one answer)**

Yes	1
No	2
Don't know	3

Q34. To the best of your knowledge, how much do you agree that the PR Police always applies the corresponding disciplinary measures to members of the police who have been charged and positively identified as having committed a misdemeanor? **(Select only one answer)**

Totally agree	5
Somewhat agree	4
Nor agree, nor disagree	3
Somewhat disagree	2
Totally disagree	1
Don't know	6

Q35. Does the PR Police provide public information to the public on the statistics of investigations of complaints about any member of the police or civil employees submitted by complainants? **(Select only one answer)**

Yes	1
No	2

Q36. Do you think that the PR Police take adequate measures to protect citizens who file complaints against any member of the police from possible reprisals? **(Select only one answer)**

Yes	1
No	2
Don't know	3

Q37. To the best of your knowledge, how much do you agree that the PR Police has efficient, manageable and accessible physical or online mechanisms to file complaints for improper conduct by any member of the police? **(Select only one answer)**

Totally agree	5
Somewhat agree	4
Nor agree, nor disagree	3
Somewhat disagree	2
Totally disagree	1
Don't know	6

Q38. Do you know how to submit a complaint for improper conduct of a member of the PR Police?

(Select only one answer)

Yes	1
No	2

X. COMMUNITY ENGAGEMENT AND PUBLIC INFORMATION

Q39 According to your perception, how much do you agree that the PR Police knows the needs and concerns of the community? **(Select only one answer)**

Totally agree	5
Somewhat agree	4
Nor agree, nor disagree	3
Somewhat disagree	2
Totally disagree	1
Don't know	6

Q40. How much do you agree that the PR Police encourages the collaboration of members of the police with the communities in the prevention and solution of problems? **(Select only one answer)**

Totally agree	5
Somewhat agree	4
Nor agree, nor disagree	3
Somewhat disagree	2
Totally disagree	1
Don't know	6

Q41. According to your perception, what is the level of confidence that citizens have regarding the public security services provided by the members of the PR Police? **(Select only one answer)**

Very confident	4
Somewhat confident	3
Somewhat distrustful	2
Very distrustful	1
Don't know	5

Q42. What is the level of respect that exists between the community and the members of the PR Police?

(Select only one answer)

A lot of respect	4
Some respect	3
Little respect	2
No respect	1
Don't know	5

Q43. How satisfied are you with the presence and work carried out by the PR Police in your communities? **(Select only one answer)**

Totally satisfied	5
Somewhat satisfied	4
Neither satisfied nor dissatisfied	3
Somewhat dissatisfied	2
Totally dissatisfied	1
Don't know	6

Q44. Comparing the treatment that the PR Police gives to the general population, how much do you agree that the members of the police treat well the homeless population in Puerto Rico? **(Select only one answer)**

Totally agree	5
Somewhat agree	4
Nor agree, nor disagree	3
Somewhat disagree	2
Totally disagree	1
Don't know	6

XI. INFORMATION SYSTEMS AND TECHNOLOGY

Q45. Do you think that the PR Police has the right technology to provide a more efficient service? **(Select only one answer)**

Yes	1
No	2

Q46. How much do you agree that the PR Police Bureau publishes reliable general statistics of Puerto Rico on all types of crimes such as homicides, hate crimes, domestic violence, sexual assault, etc.? **(Select only one answer)**

Totally agree	5
Somewhat agree	4
Nor agree, nor disagree	3
Somewhat disagree	2
Totally disagree	1
Don't know	6

DEMOGRAPHICS

To finish, we need you to please answer the following questions in order to be able to demographically classify the information you have provided us, thank you.

D1. Your current marital status is...(Select only one answer)

Married	1
Single	2
Divorced / Separated	3
Widowed	4
Living together	5

D2. If you are currently working, please indicate whether it is full time or part time. If you are not working at this time, please mark I do not work (Select only one answer)

Work full time (30 hours or more in a week)	1
Work part time (Less than de 30 hours in a week)	2
I do not work	3

D3. What was the most recent academic degree you completed? (Select only one answer)

No school education	1
Elementary school (1 st . to 5th. grade)	2
Junio high school (6th. to 8th grade)	3
Started high school (9 th . to 11 th . grade)	4
Completed high school (12 grade)	5
Started university (Did not obtain diploma)	6
Associate Degre (Obtained diploma)	7
Completed university / Bachelor degree (Obtained diploma)	8
Post-graduate studies (master's degree, PhD) (Obtained diploma)	9
Technical courses / Other education after high school (business, nursing, etc.) (Obtained a certificate)	10

D4. The type of housing where you currently reside is a ... ? (Select only one answer)

House	1
Apartment House	2
Apartment Condo	3
Public Residential / Government Owned	4
Other types of housing	5

D5. Is your home located...? (Select only one answer)

In the center of an urban area	1
Outside o fan urban area	2
In a rural area	3

D6. What ethnic group do you belong to? (Select only one answer)

Hispanic or Latin	1
Predominantly White	2
Predominantly Black	3
Predominantly Asian	4
Other ethnic group	5

D7. What is your place of birth? (Select only one answer)

Puerto Rico	1
Dominican Republic	2
Cuba	3
Mexico	4
Haiti	5
United States	6
Canada	7
Asian Country	8
Country of Central America	9
Country of South America	10
Europe country	11
Country in Africa	12
Middle East	13

D8. How do you best define your position in relation to other members of your family? **(Select only one answer)**

Wife	1
Husband	2
Not married living together (female)	3
Not married living together (male)	4
Daughter	5
Son	6
Stepdaughter	7
Stepson	8
Sister	9
Brother	10
Mother	11
father	12
Granddaughter	13
Grandson	14
Mother in law	15
Father in law	16
Daughter in law	17
Son in law	18
Other female household member	19
Other male household member	20

[PROG: VARIABLE FOR INTERNAL USE ONLY]

INTERNAL VARIABLE: GENDER

Female	D8=1,3,5,7,9,11,13,15,17,19	1
Male	D8=2,4,6,8,10,12,14,16,18,20	2